



**中电鑫龙**

XIN LONG

股票代码：002298

# 产品手册

PROUDUCTS MANUAL

**安徽中电兴发与鑫龙科技股份有限公司**

Anhui Sinonet & Xinlong Science & Technology Co., Ltd

**安徽鑫龙电器股份有限公司**

Anhui Xinlong Electrical Co.,Ltd





**400-102-0888**

[www.ah-xinlong.com](http://www.ah-xinlong.com)

- 03 • XD直流开关柜
- 05 • WS-G气体绝缘开关设备
- 09 • KYN61—40.5Z铠装移开式户内交流金属封闭开关设备
- 11 • JGN(XGN17)—40.5交流金属高压开关柜
- 13 • KYN28—24Z金属铠装抽出式开关设备
- 15 • KYN28A—12Z金属铠装抽出式开关设备
- 17 • XHZ2A(KYN28)—7.2Z(F.C)型铠装移开式户内交流金属封闭开关柜
- 19 • KYN33—12Z金属铠装抽出式开关设备
- 21 • NXAir S可移开式金属铠装中压开关柜
- 23 • MVnex中置式金属开关设备
- 25 • XGN2—12箱型固定式金属封闭开关设备
- 27 • XGN66—12型固定式金属封闭开关设备（小型化）
- 29 • XGN15—12型单元式六氟化硫环网柜
- 31 • HXGN—12环网真空开关柜
- 33 • XLW—12户外电缆分支箱
- 35 • XZBW—12铁路远动高压/低压预装式变电站
- 38 • YB系列户外成套变电站（箱式变电站）
- 40 • 景观型箱式变电站
- 42 • Okken组合式开关柜
- 44 • Blokset组合式开关柜
- 47 • Prisma低压配电柜
- 49 • MNS2.0组装式低压开关柜
- 51 • MNSX低压抽出式开关柜
- 53 • GCS低压抽出式开关柜
- 55 • GCK低压抽出式开关柜
- 57 • GDX(MNSX) 组合式开关柜
- 59 • GGD 交流低压配电柜
- 61 • XL□—□□动力配电箱
- 62 • PZ30 照明配电箱
- 63 • CFW (CCX6)插接式母线槽
- 65 • XQJ 系列电缆桥架
- 68 • 8PT低压交流成套开关设备
- 70 • JP智能化低压综合配电箱
- 72 • XJM精密配电柜





# 成套公司产品 THE SERIES OF XINLONG PRODUCTS

1



2



3



4



5



6



# XD

## 直流开关柜 DC SWITCHGEAR

### ○ 产品概述

- XD直流开关柜系列产品,系中电鑫龙开发研制的专用于城市轨道交通牵引供电系统的直流开关供电设备；也可用于有直流保护要求的各种供电系统。
- XD系列直流开关柜包括多种柜型和不同的一、二次配置方案，能充分满足城市轨道交通各种形式的供电制式和供电方案，以及地铁直流馈电系统的保护和监控功能。
- XD系列直流开关柜设计符合中华人民共和国GB/T 25890-2010 系列标准以及相应的其他国家标准、国际标准，如IEC 61992，EN50123 等国际标准。

### GENERALS

- XD DC switchgear series products, is specially developed for the Urban Rail Transit Traction Power Supply System DC switch power supply equipment, can also be used for DC protection requirements of various power supply systems.
- XD Series DC switch cabinets include many types of cabinets and different primary and secondary configuration schemes, which can fully meet the various forms of Urban Rail Transit Power Supply Systems and power supply schemes, as well as Metro DC feed system protection and monitoring functions.
- XD Series DC switch cabinet design conforms to the People's Republic of China GB / T 25890-2010 series standards and the corresponding other national standards, international standards, such as IEC 61992, EN50123 and other international standards.



### ○ 产品型号及含义

#### TYPE EXPLANATION

XD1□□□□□□□□

轨道交通直流柜	——	<b>XD</b>	——	Rail Transit DC cabinet
系列编号	——	<b>1</b>	——	Series number
柜型系列编号	——	□	——	Cabinet series number
开关配置标识	——	□	——	Switch configuration identification
保护配置标识	——	□	——	Protection configuration identification
额定电压	——	□	——	Rated voltage
额定电流	——	□	——	Rated current
柜款标识	——	□	——	Counter identification
产品序号	——	□	——	Product serial number,

## ○ 正常使用条件

- 环境温度:  $-25 \sim +55^{\circ}\text{C}$
- 相对湿度: 日平均值不大于95%;  
月平均值不大于90% (  $25^{\circ}\text{C}$  ) 。
- 海拔高度:  $\leq 1500\text{m}$
- 最大地震烈度: 8度
- 振动: 10Hz正弦震动波单独作用时, 垂直及水平加速度峰值 $5\text{m/s}^2$ , 额定持续时间30s
- 安装地点: 户内
- 污染等级: 3级

## OPERATION CONDITIONS

- Ambient temperature:  $-25 \sim 55^{\circ}\text{C}$
- Relative humidity: daily average not more than 95% ;  
monthly average not more than 90% (  $25^{\circ}\text{C}$  ) .
- ALTITUDE:  $\leq 1500\text{m}$
- Maximum Earthquake Intensity: 8 Degrees
- Vibration: When the 10Hz SINUSOIDAL vibration wave acts alone, the vertical and horizontal acceleration peak value is  $5\text{M} / \text{s}^2$ , the rated duration is 30s
- Location: Indoor
- Pollution Level: 3

## ○ 产品特点

- 技术先进  
断路器独特的触头系统和联、扣、锁紧密的机械结构, 代表了现在开关制造的高工艺水平; 高速大容量32位多CPU的保护主模块, 共享了当代先进微芯片的技术成就; 高速光纤直流直接采样技术, 摒弃了传统的数据采集方式, 开创了高精度测量显示的新时代; 内置高智能网络功能, 体现智能变电所的精髓。
- 可靠性高  
断路器采用美国GE公司生产的快速GERAPID系列直流断路器, 原理先进, 工艺考究, 功能齐全, 维护方便。在国内外有上万台实际运行实例; 采用国际标准设计制造和检验, 符合国家及国际标准; 具有光纤传输技术的直流直接采样变送器, 完全杜绝电磁干扰和飘零现象, 精度极高; 保护装置采用直接网络光口, 高速可靠; 强化电磁兼容设计, 具有极强的抗干扰能力。
- 适应性强  
快速断路器具有20多项技术参数选项, 以适应不同的应用环境, 对特定环境具有针对性的解决方案; 多种规格的保护配置, 满足用户不同档次的需求; 数字化保护方案, 多种通讯规约, 满足大量信息的沟通和联络。
- 灵活操作  
结构紧凑, 轻型小车设计, 便于操作和使用; 人性化人工界面设计, 信息详细, 状态明了, 美观且可视性强; 模块化设计, 结构化处理, 安装简单方便; 所有断路器小车通用, 互换; 断路器二级触头, 主触头免维护。
- 维护方便  
断路器二级触头, 主触头免维护; 高MTBF数据的元器件和设备, 增加整体设备的维护间隔, 减少维护时间; 使用抗老化材料提高耐用性强, 联动机械部件无需频繁的检查和维护; 通用元器件, 模块化结构, 更换简单方便; 本体使用寿命长, 维护间隔周期长。

## PRODUCTS FEATURES

- Advanced Technology  
The unique contact system of the circuit breaker and the mechanical structure of connecting, fastening and locking represent the high technology level of the current switch manufacture, the high-speed and large-capacity 32-bit Multi-cpu protection main module shares the technical achievements of the modern advanced microcomputer chip; High-speed direct-current sampling technology of optical fiber abandons the traditional data acquisition method and inaugurates a new era of high-precision measurement and display.
- High reliability  
The circuit breaker adopts the Fast Gerapid series DC circuit breaker produced by GE Company of America, which is advanced in principle, exquisite in technology, complete in function and convenient in maintenance. There are tens of thousands of actual operating examples at home and abroad; designed, manufactured and tested to international standards, in line with national and international standards; direct current sampling transmitters with optical fiber transmission technology, completely eliminating electromagnetic interference and stray phenomena, high Precision; protection device adopts direct network optical port, high speed and reliable; emc design is strengthened, and has strong anti-interference ability.
- Adaptable  
The fast circuit breaker has more than 20 technical parameter options to adapt to different application environment, and has the solution which has the pertinence to the specific environment; the protection configuration of various specifications to meet the needs of different grades of users; the Digital Protection Scheme, a variety of communication protocols, to meet a large number of information communication and liaison.
- Flexible operation  
Compact structure, light vehicle design, easy to operate and use; humanized artificial interface design, detailed information, state clear, beautiful and visibility; Modular design, structured processing, easy to install; all circuit breaker cars general, interchangeable; Circuit Breaker secondary contact, main contact maintenance-free.
- Easy to maintain  
High MTBF data components and equipment, increase the overall equipment maintenance interval, reduce maintenance time, use anti-aging material to improve the durability, linkage mechanical parts do not need frequent inspection and maintenance; Universal components, Modular rocket, simple and convenient replacement; long service life, long maintenance interval cycle.

## ○ 技术参数 TECHNICAL PARAMETERS

项 目 ITEM		参 数 PARAMETERS					
额定电压 (标称电压) Rated Voltage (nominal voltage)		1800V, (1500V)			900V		
额定绝缘电压 Rated insulation voltage		2000V, 3000V, 4000V			2000V, 3000V, 4000V		
额定电流 Rated current		2600A, 4000A, 6000A, 8000A, 10000A			2600A, 4000A, 6000A, 8000A		
过 负 荷 能 力 Overload capacity	2小时/h	2600A/3150, A4000A/5000A, 6000A/7200A, 8000A/9600A					
	2分钟/m	2600A/5200A, 4000A/8500A, 6000A/12000A, 8000A/16000A					
	2秒/s	2600A/7800A, 4000A/12600A, 6000A/18000A, 8000A/24000A					
耐 受 能 力 Tolerability	主母线额定 短路电流 (INSS)	Main bus short circuit current rating (INSS)					
	主母线短路 电流峰值 (ISS)	Main bus short circuit current peak value (ISS)					
绝 缘 水 平 Insulation level	额定冲击耐受电压	Rated impact withstand voltage	对地和极间 Earth and Pole	15kV, 1min	对地和极间 Earth and Pole	10kV, 1min	
			隔离端口 Isolation port	18kV, 1min	隔离端口 Isolation port	12kV, 1min	
	工频耐受电压	Power frequency withstand voltage	对地和极间 Earth and Pole	6.9kV, 1min	对地和极间 Earth and Pole	4.6kV, 1min	
			隔离端口 Isolation port,	8.5kV, 1min	隔离端口 Isolation port,	5.5kV, 1min	
	二次回路工频耐受电压	Secondary circuit power frequency withstand voltage	2kV, 1min				
电 磁 兼 容 Electromagnetic compatibility	静电放电抗扰度	ESD immunity		8kV/6kV			
	射频电磁场辐射抗扰度	RF electromagnetic field radiated immunity		10Vm			
	电快速瞬变脉冲群抗扰度	Electric fast transient pulse group immunity		± 2kV			
	工频磁场抗扰度	Power frequency magnetic field immunity		1000A/m			
测 量 保 护 系 统 Measurement Protection System	精度	Precision		0.5%FSR			
	事件分辨率	Event resolution		1~3ms			
避 雷 保 护 系 统 Lightning Protection System	电能容量	Power capacity		20KJ			
	标称放电电流	Nominal discharge current		8/20 μ s 10kA			
	标称放电电流下的残压	Nominal residual voltage under discharge current		4800V			
防 护 等 级 Protection level	柜体	Cabinet		IP2X/4X			
	低压室	low voltage chamber		IP4X			
最大外形尺寸 (宽 × 深 × 高) Maximum profile size (W × D × H)		见后附 柜型配置方案图表					

# WS-G

## 气体绝缘开关设备

### WS-G GAS INSULATED SWITCHGEAR

#### ○ 产品概述

- WS-G气体绝缘开关设备基于创新的设计理念，所有一次带电导体均被完全封闭在充有SF6绝缘气体的隔室内。断路器隔室和母线隔室相互独立，气室由不锈钢板经先进的激光焊接而成，安装在其内部的高压带电部分完全不受外界环境的影响，确保了人员的安全和供电连续性。方案灵活，有单母线和双母线设计。

#### ○ GENERALS

- WS-G gas insulated switchgear is based on an innovative design concept. All the primary charged conductors are completely enclosed in a compartment filled with SF6 insulating gas. The circuit breaker compartment and the busbar compartment are independent of each other. The gas compartment is made of stainless steel plates through advanced laser welding. The high-voltage live parts installed inside are completely immune to the external environment, ensuring the safety of personnel and the continuity of power supply. The scheme is flexible, with single bus and double bus design.



#### ○ 适用范围

- 额定电压：40.5kV
- 主母线额定电流：3150A
- 额定短路开断电流：40kA
- 额定短路关合电流：100kA

#### ○ APPLICATION SCOPE

- Rated voltage: 40.5kV
- Rated current of main busbar: 3150A
- Rated short-circuit breaking current: 40kA
- Rated short-circuit making current: 100kA

#### ○ 产品优越性

- 卓有成效，在最小的空间里为客户提供最大的功率输出；
- 拼接方式新颖，在断电的情况下可以随意替换任何一台柜子；
- 维护需求小，且现场无需对设备进行气体处理；
- 操作安全，提供给操作者更高的安全保护；
- 环境友好，使用材料均可回收；
- 应用范围广，不受外界恶劣环境的影响。

## ○ GENERALS

- Excellent energy efficiency, providing customers with the largest power output in the smallest space;
- The splicing method is novel, and any cabinet can be replaced at will in the case of power failure;
- Maintenance requirements are small, and there is no need for gas treatment on the equipment on site;
- Operational safety, providing operators with higher safety protection;
- Environmentally friendly, all materials used can be recycled;
- It has a wide range of applications and is not affected by the harsh external environment.

## ○ 工作条件 OPERATION CONDITIONS

标准和规定 Standards and Regulations			
设计、模块	Design, module	IEC 62271-200	GB 11022
真空断路器 ( M1/E1 )	Vacuum Circuit Breaker (M1/E1)	IEC 62271-100	GB 1984
隔离开关和三工位开关 ( M1 )	Disconnecting switch and three-station switch (M1)	IEC 62271-102	GB 1985
母线接地开关和经真空断路器接地 ( E2 )	Bus grounding switch and grounding via vacuum circuit breaker (E2)	IEC 62271-102	GB 1985
防止意外接触外部物体和水	Prevent accidental contact with external objects and water	IEC 60529	GB 4208
恶劣环境运行-可选择	Operation in harsh environment – Optional	IEC 60932	
电流互感器	Current transformer	IEC 60044-1	GB 1208
电压互感器	Voltage transformer	IEC 60044-2	GB 1207
安装	Installation	如果适用, HD 637 S1, IEC 61936-1	
运行环境条件 ( 新 ) IEC 62271-1, IEC 60694/EN 60694 Operating environmental conditions (new) IEC 60694/EN 60694			
运行环境温度:	Operating ambient temperature		
> 最高温度	> maximum temperature	40°C	
> 24小时平均温度	> 24 hours average temperature	35°C	
> 室内最低温度	> minimum indoor temperature	-5°C/-25°C <sup>(1)</sup>	
安装高度	Installation height	1000m <sup>(2)</sup>	

( 1 ) 可选; ( 2 ) 根据要求提供更高值。

(1) Optional; (2) Provide higher values as required.

## ○ 技术特性 Technical Characteristic

额定参数 Rated parameter							
额定电压	Rated voltage		kV	12	24	36	40.5
额定雷电冲击耐受电压	Rated lightning impulse withstand voltage		kV	75	125	170	185
额定工频耐受电压	Rated power frequency withstand voltage		kV	28/42	50/65	70	95
额定峰值耐受电流	Rated peak withstand current	最大 maximum	kV	80 <sup>(1)</sup>	80 <sup>(1)</sup>	80 <sup>(1)</sup>	80
额定短时耐受电流 (3s)	Rated short-time withstand current (3s)	最大 maximum	kV	31.5 <sup>(2)</sup>	31.5 <sup>(2)</sup>	31.5 <sup>(2)</sup>	31.5 <sup>(2)</sup>
额定母线电流	Rated bus bar current	最大 maximum	A	2500	2500	2500	2500
出线柜的额定电流 (自然风冷切)	Rated current of outlet cabinet (natural air cooling)	最大 maximum	A	2500	2500	2500	2500
抗内部电弧等级IAC	Internal arc resistance class IAC	最大 maximum		31.5kA <sup>(2)</sup> 1s			

(1) 根据需求可提供100kA; (2) 根据需求可提供40kA。

(1) 100KA can be provided as required; (2) 40KA can be provided as required.



# KYN61-40.5Z

## 铠装移开式户内交流金属封闭开关设备

### INDOOR MOVABLE METAL-CLAD SWITCHGEAR

#### ○ 产品概述

KYN61—40.5Z铠装移开式户内交流金属封闭开关设备是我公司自主研发的额定电压为40.5kV，额定频率50Hz的单母线或单母线分段的三相交流户内配电装置，用于接收和分配电能，并对电路实行控制、保护及检测。本开关柜满足IEC298、GB3906等标准要求。开关柜具有完善的“五防”功能，主要用于发电厂、变电所及工矿企业、高层建筑等的变配电站中作为接受和分配电能之用。

#### GENERALS

KYN61—40.5Z indoor movable metal-clad switchgear is suitable for use in AC, 3-phase, 50Hz, 40.5KV power elec. System of single-phase and single-phase section, as receiving and distributing equipment in power plant, substation and various industries and enterprises. The switchgear also has control, protection, monitoring and “5-protection” function, according to relevant IEC298, GB3906 standards.



#### ○ 正常使用条件

- 海拔高度：≤1000m。
- 环境温度：上限为+40℃，下限为-15℃。
- 环境湿度：日平均相对湿度≤95%；  
月平均相对湿度≤90%；  
日平均饱和蒸汽压≤ $2.2 \times 10^{-3}$ Mpa；  
月平均饱和蒸汽压≤ $1.8 \times 10^{-3}$ Mpa。
- 地震强度：不超过8度。
- 没有火灾、爆炸危险、化学腐蚀等严重污秽的场所。
- 若有特殊使用条件，请在订货时和制造厂申明、协商。

#### OPERATION CONDITIONS

- Above sea level: ≤1000m
- Highest air temperature: +40℃, Lowest air temperature: -15℃
- Environment humidity: daily average humidity ≤95%  
monthly average humidity ≤90%  
daily average saturated vapor pressure ≤ $2.2 \times 10^{-3}$  Mpa  
monthly average saturated vapor pressure ≤ $1.8 \times 10^{-3}$  Mpa
- Seismic intensity: ≤8 degree
- The operating place shall be no serious pollution, such as fire, exploder and chemical corrosion
- If any special requirement, please give the details as operation condition

#### ○ 产品型号及含义

##### TYPE EXPLANATION

KYN61-40.5Z/□□

金属铠装	——	<b>K</b>	——	Metal armoring
移开式	——	<b>Y</b>	——	Displacement type
户内	——	<b>N</b>	——	Indoor
设计系列序号	——	<b>61</b>	——	Design serial number
额定电压	——	<b>40.5</b>	——	Rated voltage
真空	——	<b>Z</b>	——	Vacuum
一次电路方案序号	——	<b>□</b>	——	Primary circuit scheme
环境特征代号	——	<b>□</b>	——	Environmental feature code



## ○ 产品特点

- 采用热缩绝缘材料及环氧涂覆绝缘工艺, 优化电极形状, 柜体结构紧凑, 占地面积小。
- 开关柜柜体采用敷铝锌板或优质冷轧钢板经数控钣金加工后, 通过高强度螺栓和铆螺母连接而成, 构件表面采用喷塑或镀锌工艺。
- 配有安徽森源生产的真空断路器VAN31 ( ZN85 ) -40.5或施耐德公司HVX、ABB公司VD4等。
- 各室分割独立, 有专用卸压通道, 可关门操作, 有完善的机械闭锁, “五防”功能齐全。
- 方案丰富, 达198种以上。

## PRODUCTS FEATURES

- Having adopted pyrocondensation insulating materials and epoxide resin coat insulating technique, optimizing design of electrical poles, the switchgear has compact construction and needs smaller occupied area.
- The enclosure is made of alum-zinc or advanced cold rolling steel plate with digital steel metal process technique and assembled up by high mechanical-strength bolts and nuts. Surfaces of all component are coated by plastic painting & zinc-plated.
- It can be fitted with vacuum circuit breaker VAN31 ( ZN85 ) -40.5 made by Anhui Senyuan Electrical Co., Ltd. Or ZN85-40.5 ( 3AV3 ) made in China.
- Individual compartments, special pressure releasing channel, perfect mechanical hold-off and complete “5-protection” functions.
- Complete wiring schemes, we can provide more than 198 schemes for your selection.

## ○ 技术参数 TECHNICAL PARAMETERS

序号 NO.	项 目	ITEM	单位 UNIT	参 数 PARAMETERS	
1	额定电压	Rated voltage	KV	40.5	
2	额定频率	Rated frequency	Hz	50	
3	主母线额定电流	Main Busbar rated current	A	630、1250、1600、2000、2500、3150、4000	
4	分支线额定电流	Branch line rated current	A	630、1250、1600、2000、2500、3150	
5	额定绝缘水平 Rated Insulation Level	1min工频耐受电压 (有效值)	1min power frequency withstand voltage (effective value)	相间、相对地 Interphase、oppositely	一次隔离断口 Primary seclusion break-point
		雷电冲击耐受电压 (峰值)	Lightning impulse withstand voltage (peak value)	95	118
	控制回路1min工频耐受电压	Control loop 1min power frequency withstand voltage	185	215	
6	额定短路断开电流	Rated short circuit breaking current	KA	25、31.5	
7	额定短路关合电流	Rated short circuit making current	KA	63、80	
8	额定短时耐受电流	(4s) Rated short time withstand current (4s)	KA	25、31.5	
9	额定峰值耐受电流	Rated short circuit beak current	KA	63、80	
10	辅助控制回路额定电压	Assistant (control) loop rated current	V	-110、-220、~220	
11	防护等级	Protective level		外壳/Shell:IP4X 隔室间、开门时IP2X Compartment room, when open the door:IP2X	
12	外形尺寸 (宽x深x高)	Outline dimensions (WxDxH)	mm	1200 ( 1400 ) × 2800 × 2600	

注: 配VD4柜宽为1200mm, 其他为1400mm宽。

所用变:

- 50KVA及以下变压器按标准柜型;
- 63-100KVA变压器按熔断器手车柜加变压器, 变压器柜宽度一般为1400mm。

TRANSFORMER TO BE USED:

- Transformer under 50KVA as per standard cabinet;
- 63-100KVA transformer as per fuse handcart cabinet and transformer cabinet, and the transformer cabinet has a general width of 1400mm.

# JGN(XGN17)-40.5

## 交流金属高压开关柜

### AC METAL-CLAD M. VOLTAGE SWITCHGEAR

#### ○ 产品概述

JGN(XGN17)-40.5交流金属固定式开关柜，系三相交流50Hz单母线带旁路系统的户内成套装置，作为接受和分配40.5KV系统电能之用，具有完善的防误性能，操作方便，安全可靠。

#### GENERALS

JGN (XGN17)-40.5 AC. fixed metal-clad switchgear is a indoor switchgear of AC. 3-phase, 50Hz single busbar system with by-pass channels as power receiving or distributing equipment in 40.5KV power network, having complete mal-operation-proof function, easy operation and reliable security.



#### ○ 使用环境条件

- 海拔高度 $\leq 1000\text{m}$ （超过1000m时，按JB/Z102-71， $\leq$ 高压电器使用于高海拔地区的技术要求 $\geq$ 规定执行）。
- 环境温度：上限 $+40^{\circ}\text{C}$ ；下限 $-25^{\circ}\text{C}$ ；  
日温差为 $115^{\circ}\text{C}$ ；
- 环境湿度：日平均相对湿度 $\leq 95\%$ ；  
月平均相对湿度 $\leq 90\%$ ；
- 没有导电尘埃及足以腐蚀金属和破坏绝缘气体的场所。
- 没有爆炸危险、剧烈振动及倾斜不大于 $5^{\circ}$ 的场所。

#### OPERATION CONDITIONS

- Above sea level:  $\leq 1000\text{m}$  (If it exceed 1000m, please make out accord to JB/Z102-71 standard)
- Highest air temperature:  $+40^{\circ}\text{C}$ , Lowest air temperature:  $-25^{\circ}\text{C}$ , Daily temperature difference:  $115^{\circ}\text{C}$
- Relative humidity: daily average humidity  $\leq 95\%$   
monthly average humidity  $\leq 90\%$
- The operation place shall be no conduction dust and chemical corrosion
- The operation place shall be no exploder and its ground gradient is not more than 5 degree

#### ○ 开关柜结构说明

- 本柜为断路器固定式安装，柜体骨架由型钢和净轧钢板焊接而成，主母线水平架设在柜顶上或封闭母线室内，开关柜为空气绝缘，绝缘距离 $\geq 360\text{mm}$ 。
- 本柜进出方式为架空进出线或电缆进出线，母线室为封闭式或敞开式。
- 本产品还可以实现旁路供电并具有五防功能。
- 开关柜框架结构主要分前柜和后柜，前柜包括断路器，主母线（室）、继电器等。

#### STRUCTURE EXPLANATION

- The circuit breaker is fixed type. The frame is welded by forming steel and SPCC. Main busbars are laid in the enclosed busbar room or on the roof of switchgear horizon-tally. The switchgear is air insulation type and its insulating distance is not less than 360mm.
- Mode of incoming line: Cable incoming & outgoing; Busbar room is enclosed or open type.
- This product also can be provided with by-pass power supply and "5-protection" functions.
- The switchgear is mainly divided in front panel and back panel, the former one usually includes circuit breaker, main busbar and relay rooms.

## ○ 柜内主要元件及技术参数 MAIN COMPONENTS AND TECHNICAL PARAMETERS

开关柜主要技术参数见下表 TECHNICAL DATA FOR SWITCHGEAR

序号 NO.	项目	DESCRIPTION	单位 UNIT	参数 PARAMETERS
1	额定电压	Rated voltage	kV	40.5
2	额定电流	Max Rated current	A	630、1250、1600、2000、2500、3150、4000、5000
3	额定开断电流	Rated dropout current	kA	25 31.5
4	额定关合电流 (峰值)	Rated close current (peak value)	kA	63 80
5	极限通过电流 (峰值)	Passing current limit (peak value)	kA	63 80
6	4S热稳电流	4S rated/thermal stability current	kA	25 31.5
7	外形尺寸 (宽×深×高)	Outline dimensions (WxDxH)	mm	1820 × 3255 × 3000
8	动荷重 (向上、向下)	Brunt (up, down)	kg	500

主要元件技术参数见下表 TECHNICAL DATA FOR MAIN COMPONENTE

序号 NO.	项目	DESCRIPTION	单位 UNIT	参数 PARAMETERS
1	额定电压	Rated voltage	kV	40.5
2	额定电流	Rated current	A	630、1250、1600、2000、2500、3150
3	额定短路开断电流	Rated short circuit breaking current	kA	25 31.5
4	额定短路关合电流	Rated short circuit making current	kA	63 80
5	动稳定电流 (峰值)	Dynamic stability current ( peak value)	kA	63 80
6	4S热稳定电流	4S thermal stability current	kA	25 31.5
7	额定短路电流开断次数	Breaking operations under rated short circuit current	次	30 20
8	额定频率	Rated frequency	Hz	50
9	额定操作顺序	Rated operational sequence		分-0.3-合分-180S-合分
10	额定绝缘水平	Rated insulated level	kV	Imin工频195, 雷电冲击185 (峰值)
11	合闸时间	Close time	S	≤0.09
12	分闸时间	Open time	S	≤0.075
13	额定电容器组开断、关合电流	Breaking & making current for rated capacitor bank	A	630
14	机械寿命	Mechanical life	次	10000
15	额定电流开断次数	Breaking operations under rated current	次	10000
16	储能电机功率	Storage motor frequency	W	275
17	储能电机额定电压	Rated voltage for storage motor	V	AC110 DC AC220 DC
18	储能时间	Storage time	S	15
19	合分闸电磁铁额定电压	Rated voltage for close-open electromagnet	V	DC100 DC220

# KYN28-24Z

## 金属铠装抽出式开关设备

### METAL-CLAD WITH-DRAWABLE SWITCHGEAR

#### ○ 产品概述

KYN28-24Z型户内金属铠装抽出式开关设备（以下简称开关设备），系6~24千伏三相交流电流50Hz单母线及单母线分段系、统的成套配电装置。主要用于发电厂、中小型发电机送电、工矿企事业单位配电以及电业系统的二次变电所的受电、送电及大型高压电动机起动等，实行控制保护、监测之用、本开关柜满足IEC298、GB3906等标准要求，具有防止带负荷推拉断路器手车、防止误分合断路器、防止接地开关处在闭合位置时关合断路器、防止误入带电隔室、防止在带电时误合接地开关的联锁功能，既可配用安徽森源电器公司的VA真空断路器，又可配用ABB公司的VD4真空断路器，实为一种性能优越的配电装置。



#### GENERALS

KYN28-24Z indoor metal-clad withdrawable switchgear (hereinafter referred to as switchgear), is used for AC 6~24KV, 3 phase, 50Hz single busbar and single busbar segmented system. It is applicable in power generating plant, power transmission of industrial and mining enterprises, power receiving and transmission of secondary substation of power system and large-sized high voltage motor starting and etc and used for circuit control, protection and supervision. The switchgear satisfies with the IEC298, GB3906 standard.

KYN28A-24Z switchgear has the function of preventing various misoperations. It prevents moving trolley on load, closing circuit breaker when the earthing switch is on, entering into the live chamber and closing the earthing switch when the power is on. KYN28A-24 switchgear not only can be equipped with VA vacuum circuit breaker but also the VD4 vacuum circuit breaker of ABB Company. The switchgear is of excellent configuration performance.

#### ○ 使用条件

- 正常使用条件
  - > 海拔高度：≤1000m。
  - > 环境温度：上限 +40℃；下限 -15℃。
  - > 环境湿度：日平均相对湿度≤95%；  
月平均相对湿度≤90%；
  - > 地震强度：不超过8度。
  - > 周围空气应不受到腐蚀性或可燃气体、水蒸气等明显污染。
  - > 无严重污秽及经常性剧烈振动，严酷条件下严酷度设计满足1类要求。
- 特殊工作条件
  - > 在超过GB3906规定的正常的环境条件下使用时，由用户和制造厂协商。

#### OPERATION CONDITIONS

- Normal operational conditions
  - > Above sea level: ≤1000m
  - > Highest air temperature: +40℃; Lowest air temperature: -15℃
  - > Environmental humidity: Daily average humidity ≤95%  
Monthly average humidity ≤90%
  - > Seismic intensity: ≤8 degree
  - > The operating place shall be no serious pollution, such as fire, vapor and chemical corrosion
  - > Rigorous degree is able to meet requirement for species 1
- Special operational condition
  - > If conditions of applied environment are beyond requirement for GB3906 standard, please discuss the details with manufacturer

## ○ 产品型号及含义

### TYPE EXPLANATION

KYN28-24Z/□□

金属铠装	——	<b>K</b>	——	Metal-clad
移开式	——	<b>Y</b>	——	Removable
户内	——	<b>N</b>	——	Indoor type
设计系列序号	——	<b>28</b>	——	Design sequence No.
额定电压	——	<b>24</b>	——	Rated voltage
真空	——	<b>Z</b>	——	Vacuum circuit breaker
一次电路方案编号	——	<b>□</b>	——	The scheme No. of the primary circuit
环境特征代号	——	<b>□</b>	——	Environmental code

环境特征代号: (用于湿热带为TH; 用于干热带为TA; 用于高海拔为G)  
Environmental code: (Humid tropics TH; Tropic TA; High-altitude G)

## ○ 方案应用实例 TECHNICAL PARAMETERS

序号 NO.	项目	ITEM	单位 UNIT	参数 PARAMETERS		
1	额定电压	Rated voltage	kV	24		
2	最高工作电压	Rated frequency	kV	24		
3	额定绝缘水平 Rated Insulation Level	1min工频耐受电压	1min power frequency withstand voltage	相间 Interphase	65	隔离Seclusion 79
		雷电冲击耐受电压	Lightning impulse withstand voltage (peak value)	相对地 Oppositely	125	断口Break-point 145
4	额定频率	Rated short circuit breaking current	Hz	50		
5	主母线额定电流	Rated short circuit making current	A	630,1250,1600,2000,2500,3150		
6	分支母线额定电流	(4s) Rated short time withstand current (4s)	A	630,1250,1600,2000,2500,3150		
7	4S热稳定电流 (有效值)	Rated short circuit beak current	KA	20,25,31.5		
8	额定动稳定电流 (峰值)	Assistant (control) loop rated current	KA	50,63,80		
9	防护等级	Protective level	外壳为IP4X, 隔室间、断路器室门打开时为IP2X If the shell is IP4X, when the compartment room and the fuse room are open, it is IP2X			

注: 电流互感器的短路容量应单独考虑。

Note: The short circuit capacity of the current mutual inductor should be considered separately.

# KYN28A-12

## 金属铠装抽出式开关设备

### INDOOR METAL-CLAD DRAW-OUT SWITCHGEAR

#### ○ 产品概述

KYN28A-12型户内金属铠装抽出式开关设备（以下简称开关设备），系6~12千伏三相交流电流50Hz单母线及单母线分段系统的成套配电装置。主要用于发电厂、中小型发电机送电、工矿企事业配电以及电业系统的二次变电所的受电、送电及大型高压电动机起动等，实行控制保护、监测之用。本开关柜满足IEC298、GB3906等标准要求，具有防止带负荷推拉断路器手车、防止误分合断路器、防止接地开关处在闭合位置时关合断路器、防止误入带电隔室、防止在带电时误合接地开关的联锁功能，既可配用ABB公司的VD4真空断路器，施耐德公司HVX真空断路器，又可配有VS1、VA真空断路器，实为一种性能优越的配电装置。

#### GENERALS

The KYN28A-12 indoor metal-clad draw-out switchgear, made in Anhui Xinlong Electrical company is a assembled electrical power distributing equipment for AC. 6 ~ 12Kv, 3 phases, 50Hz, signal or double busbar system, mainly used in power distributing system of electrical power plants, power transmitting work-net, industries and secondary substations as receiving and distributing equipment or as a controlling, protecting or supervising equipment of starting H. voltage motors, and so on. The switchgear meets with IEC298,GB3906 standards, having many features that preventing circuit breaker truck from being pulled out with load, preventing the circuit breaker from being mal-operated by close or open, preventing persons from entering into live chambers and preventing earthing switch from being closed when main breaker is closed. The switchgear is equipped with VA1 vacuum breaker or VS1、VA vacuum circuit breaker of Schneider CO., Ltd. or VD4 vacuum breaker of ABB company as main breaker. The switchgear is a electrical distributing equipment with reliable and higher electrical performance.



#### ○ 使用条件

- 正常使用条件
  - > 海拔高度：≤1000m。
  - > 环境温度：上限 +40℃；下限 -15℃。
  - > 环境湿度：日平均相对湿度≤95%；  
月平均相对湿度≤90%；
  - > 地震强度：不超过8度。
  - > 周围空气应不受到腐蚀性或可燃气体、水蒸气等明显污染。
  - > 无严重污秽及经常性剧烈振动，严酷条件下严酷度设计满足1类要求。
- 特殊工作条件
  - > 在超过GB3906规定的正常的环境条件下使用时，由用户和制造厂协商。

#### OPERATION CONDITIONS

- Normal operational conditions
  - > Above sea level: ≤1000m
  - > Highest air temperature: +40℃; Lowest air temperature: -15℃
  - > Environmental humidity: Daily average humidity ≤95%  
Monthly average humidity ≤90%
  - > Seismic intensity: ≤8 degree
  - > The operating place shall be no serious pollution, such as fire, vapor and chemical corrosion
  - > Rigorous degree is able to meet requirement for species 1
- Special operational condition
  - > If conditions of applied environment are beyond requirement for GB3906 standard, please discuss the details with manufacturer

## ○ 产品型号及含义

### TYPE EXPLANATION

KYN28A-12/□□

金属铠装	——	<b>K</b>	——	Metal-clad
移开式	——	<b>Y</b>	——	Removable
户内	——	<b>N</b>	——	Indoor type
设计系列序号	——	<b>28</b>	——	Design sequence No.
设计版本号	——	<b>A</b>	——	Design version No.
额定电压	——	<b>12</b>	——	Rated voltage
一次电路方案编号	——	□	——	The scheme No. of the primary circuit
环境特征代号	——	□	——	Environmental code

环境特征代号: (用于湿热带为TH; 用于干热带为TA; 用于高海拔为G)  
 Environmental code: (Humid tropics TH; Tropic TA; High-altitude G)

## ○ 方案应用实例 TECHNICAL PARAMETERS

序号 NO.	项目	DESCRIPTION	单位 UNIT	参数 PARAMETERS	
1	额定电压	Rated voltage	kV	3.6, 7.2, 12	
2	最高工作电压	Rated frequency	kV	3.6, 7.2, 12	
3	额定绝缘水平 Rated Insulation Level	1min工频耐受电压	1min power frequency withstand voltage	kV	42
		雷电冲击耐受电压	Lightning impulse withstand voltage (peak value)	kV	75
4	额定频率	Rated short circuit breaking current	Hz	50	
5	主母线额定电流	Rated short circuit making current	A	630,1250,1600,2000,2500,3150,4000, 5000、6300	
6	分支母线额定电流	(4s) Rated short time withstand current (4s)	A	630,1250,1600,2000,2500,3150,4000, 5000	
7	4S热稳定电流 (有效值)	Rated short circuit beak current	KA	16,20,25,31.5,40,50	
8	额定动稳定电流 (峰值)	Assistant (control) loop rated current	KA	40,50,63,80,100,125	
9	防护等级	Protective level	外壳为IP4X, 隔室间、断路器室门打开时为IP2X If the shell is IP4X,when the compartment room and the fuse room are open, it is IP2X		

注: 电流互感器的短路容量应单独考虑

Note: The short circuit capacity of the current mutual inductor should be considered separately



# XHZ2A(KYN28)-7.2Z(F.C)

## 型铠装移开式户内交流金属封闭开关柜

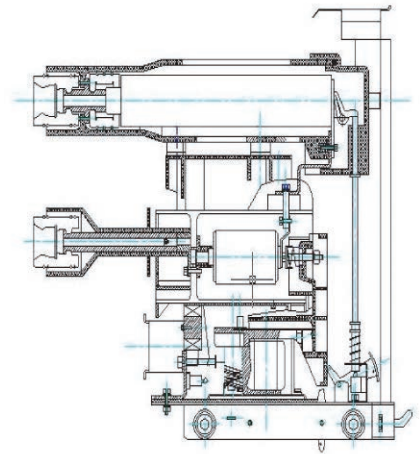
### INDOOR METAL-CLAD MOVABLE SWITCHGEAR

#### ○ 产品概述

XHZ2A (KYN28)-7.2Z(F.C)型铠装移开式交流金属封闭开关柜是我公司自主研发的使用于额定电压为3.6-7.2kV三相交流50Hz的电力系统，广泛用于发电厂及工矿企业控制交流高压电动机、变压器感应电炉等负载回路，并具有过载、短路的保护功能，特使用频繁操作的场所。开关柜并具有完善的“五防”功能。是一种性能优越的配电装置。

#### GENERALS

XHZ2A (KYN28)-7.2 Z(F.C) indoor metal-clad draw-out AC. Switchgear is suitable for use in 3 phases, 50Hz, 3.6~7.2KV system of power generating plants, substations, power distributing systems of enterprises and industries as receiving or distributing equipment to control, protect or monitor main circuit system. The switchgear is provided with complete "5-protection" function and regarded as excellent distributing equipment with perfect performance.



#### ○ 使用环境条件

- 海拔高度：≤1000m。
- 环境温度：上限为 +40°C；下限为 -15°C；  
24h内测的平均值不超过35°C；
- 环境湿度：日平均相对湿度≤95%；  
月平均相对湿度≤90%；  
日平均饱和蒸气压≤ $2.2 \times 10^{-3}$ Mpa；  
月平均饱和蒸气压≤ $1.8 \times 10^{-3}$ Mpa；
- 地震烈度：不超过8度。
- 周围空气应不受到腐蚀性或可燃气体、水蒸气等明显污染  
无严重污秽及经常性剧烈振动。
- 在二次系统中感应的电磁干扰的幅值≤1.6kV。
- 若有特殊使用条件，请在订货时和制造厂申明、协商。

#### OPERATION CONDITIONS

- Above sea level: ≤1000m
- Highest air temperature: +40°C, Lowest air temperature: -15°C,  
Daily average value ≤35°C
- Environment humidity: daily average humidity ≤95%  
monthly average humidity ≤90%  
daily average saturated vapor pressure ≤ $2.2 \times 10^{-3}$  Mpa  
monthly average saturated vapor pressure ≤ $1.8 \times 10^{-3}$  Mpa  
Seismic intensity: ≤8 degree
- The operating place shall be no serious pollution, such as fire, exploder and chemical corrosion
- No intense vibration or atrocious dirtiness
- Value of electromagnetic disturbance of the secondary system is not more than 1.6KV
- If any special requirement, please give the details as operation condition



安徽鑫龙电器股份有限公司	X	Anhui Xinlong Electrical Co., Ltd.
高压	H	High voltage
中置式	Z	Breaker fixed in the middle of switchgear
设计序号	2	Design sequence No.
设计版本号	A	Design version No.
额定电压	7.2	Rated voltage
真空	Z	Vacuum
接触器-熔断器	F.C	Contactors-fuse

## ○ 结构特点

- 本开关柜是由柜体和可移开部件（以下称为手车）两大部分组成，柜体的外壳和各功能单元的隔板均采用敷铝锌板、优质钢板，柜架是一个自行支承的结构。典型方案总体布局见照片。
- 开关柜可配用安徽森源VACR系列移开式真空接触器-熔断器组合电器。
- 手车采用中置式锁定结构，避免了落地手车因柜底盘不平造成车柜主回路隔离插头闭合不到位的弊病。同时也提高了电缆连接端子的高度，便于用户的施工维修。
- 在手车室、母线室、电缆室上方都设有压力释放装置。
- 开关柜具有完善的“五防”功能、外型尺寸兼顾KYN28，同KYN28有很好的兼容性。

## PRODUCT CHARACTERISTICS

- The switchgear is composed of cabinet body and removable (truck) part. Materials for the enclosure and partition plate of each functional unit are alum-zinc plate and steel plate with high quality. The frame is a self-upstanding structure. Typical schemes and outline layouts can be referred to relevant photos.
- The switchgear is fitted with VACR1-7.2J vacuum contactor-fuse made by Anhui Senyuan company or VHCR vacuum contactor-fuse made by Beijing Huadong Senyuan company.
- The truck is middle-fixed locking structure, so it is increased the height of cable connecting terminal, and easy for maintenance by clients. It is equipped with air pressure releasing device on the doors of the following compartments for: contactor truck, busbar and cable connection. The switchgear is provided with complete “5-protection” functions.
- The switchgear can be compatible well with KYN28.

## ○ 技术参数 TECHNICAL PARAMETERS

序号 NO.	项 目		ITEM	单位 UNIT	参 数 PARAMETERS
1	额定电压		Rated voltage	kV	3.6 ~ 7.2
2	额定频率		Rated frequency	Hz	50
3	额定电流		Rated current	A	25 ~ 315
4	短路开断电流		Short circuit dropout current	kA	50
5	短路关合电流		Short circuit close current	kA	125
6	额定短时耐受电流 (4S)		Rated short time withstand current(4s)	kA	4
7	额定峰值耐受电流		Rated peak withstand current	kA	10
8	额定 绝缘 水平 Rated Insulation Level	1min工频耐受电压 (有效值)	1min power frequency withstand voltage(peak value)	kV	32
		雷电冲击耐受电压 (峰值)	Lightning impulse withstand voltage (peak value)		60
		控制回路1min 工频耐受电压	Control loop 1min power frequency withstand voltage	V	2000
9	辅助控制回路额定电压		Assistant (control) loop rated current	V	AC、DC110 AC、DC220
10	防护等级		Protective level		外壳: IP4X 开门时: IP2X Shell: IP4X when open the door: IP2X
11	外形尺寸 (宽x深x高)		Outline dimensions (WxDxH)	mm	650 × 1500 ( 1660 ) × 2300

# KYN33-12Z

## 金属铠装抽出式开关设备

## METAL-CLAD DRAW-OUT SWITCHGEAR

### ○ 产品概述

KYN33-12 型户内金属铠装移开式开关设备，系3.6-12千伏三相交流50Hz单母线及单母线分段系统的成套配电装置。主要用于发电厂、中小型发电机送电、工矿企事业配电以及电业系统的二次变电所的受电、送电及大型高压电动机起停等，实行控制保护、监测之用。本开关柜满足IEC298、GB3906等标准要求，具有防止带负荷推拉开关手车、防止误分合断路器、防止接地开关处在闭合位置时合分断路器、防止误入带电隔室、防止在带电时误合接地开关的联锁功能，配用GE公司的VB2真空断路器，实为一种性能优越的配电装置。

### GENERALS

KYN33-12 metal-clad draw-out switchgear, made in Anhui Xinlong Electrical company is a assembled electrical power distributing equipment for AC. 3.6 ~ 12KV, 3 phases, 50Hz, signal or double busbar system, mainly used in power transmitting work-net, industries and secondary substations as receiving and distributing equipment or as a controlling, protecting or supervising equipment of starting H. voltage motors, and so on. The switchgear meets with IEC298, GB3906 standards, having many features that preventing circuit breaker truck from being pulled out with load, preventing the circuit breaker from being mal-operated by close or open, preventing persons from entering into live chambers and preventing earthing switch from being closed when main breaker is closed. The switchgear is equipped with VB2 vacuum breaker of GE CO., Ltd. or VA4 vacuum breaker of ABB company as main breaker. The switchgear is an electrical distributing equipment with reliable and higher electrical performance.



### ○ 使用环境条件

- 正常使用条件
  - > 海拔高度：≤1000m。
  - > 周围空气湿度：上限 + 40°C；下限 - 15°C。
  - > 环境湿度：日平均相对湿度≤95%；  
月平均相对湿度≤90%；
  - > 地震烈度：不超过8度。
  - > 周围空气应不受到腐蚀性或可燃气体、水蒸气等明显污染。
  - > 无严重污秽及经常性剧烈振动，严酷条件下严酷度设计满足1类要求。
- 特殊工作条件
  - > 在超过GB3906规定的正常的环境条件下使用时，由用户和制造厂协商。

### OPERATION CONDITIONS

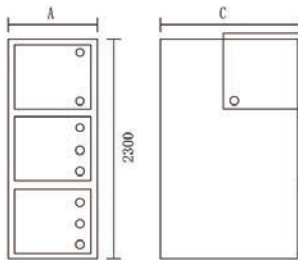
- Normal operational conditions
  - > Above sea level: ≤1000m
  - > Highest air temperature: + 40°C; Lowest air temperature: - 15°C
  - > Environmental humidity: Daily average humidity ≤95%  
Monthly average humidity ≤90%
  - > Seismic intensity: ≤8 degree
  - > The operating place shall be no serious pollution, such as fire, vapor and chemical corrosion
  - > Rigorous degree is able to meet requirement for species 1
- Special operational condition
  - > If conditions of applied environment are beyond requirement for GB3906 standard, please discuss the details with manufacturer

### ○ 产品型号及含义 TYPE EXPLANATION KYN33-12Z/□□

金属铠装	——	<b>K</b>	——	Metal-clad
移开式	——	<b>Y</b>	——	Removable
户内	——	<b>N</b>	——	Indoor type
设计系列序号	——	<b>33</b>	——	Design sequence No.
额定电压	——	<b>12</b>	——	Rated voltage
真空	——	<b>Z</b>	——	Vacuum circuit breaker
一次电路方案编号	——	□	——	The scheme No. of the primary circuit
环境特征代号	——	□	——	Environmental code

环境特征代号: (用于湿热带为TH; 用于干热带为TA; 用于高海拔为G)  
Environmental code: (Humid tropics TH; Tropic TA; High-altitude G)

### ○ 外形尺寸和重量 OUTLINE DIMENSION & WEIGHT



宽度A WidthA (mm)	分支小母线额定电流 1250A	Rated current for branch busbar at 1250A	800 ( 31.5KA ) 840(40KA)
	分支小母线额定电流 2000A及以上	Rated current for branch at and above 2000A	1000
深度C DepthC (mm)	电缆进出线	Cable incoming & outgoing line	1660
	架空进出线	Overhead incoming & outgoing line	1820
重量 ( KG )		weight ( KG )	700-1200

### ○ 技术参数 TECHNICAL PARAMETERS

序号 NO.	项目	ITEM	单位 UNIT	参数 PARAMETERS	
1	额定电压	Rated voltage	KV	12	
2	额定绝缘水平 Rated Insulation Level	1min工频耐受电压	1min power frequency withstand voltage	KV	45
		雷电冲击耐受电压	Lightning impulse withstand voltage	KV	75
3	额定频率	Rated frequency	Hz	50	
4	额定电流	Rated voltage	A	630、1250、2000、2500、3150	
5	额定对称短路开断电流 (有效值)	Rated symmetrical short circuit dropout current ( rms )	KA	25、31.5、40	
6	4S热稳定电流 (有效值)	4S thermal stability current ( rms )	KA	25、31.5、40	
7	额定动稳定电流 (峰值)	Rated dynamic stability current(peak vlue)	KA	63、80、100	
8	防护等级	Protective level		外壳为IP4X, 隔室间、断路器室门打开时为IP2X Compartment room, when open the door:IP2X	

### VB2真空断路器技术参数 TECHNICAL PARAMETERS FOR VB2 VACUUM CIRCUIT BREAKER

序号 NO.	项目	ITEM	单位 UNIT	参数 PARAMETERS	
1	额定电压	Rated voltage	KV	12	
2	额定绝缘水平 Rated Insulation Level	1min工频耐受电压	1min power frequency withstand voltage	KV	45
		雷电冲击耐受电压	Lightning impulse withstand voltage	KV	75
3	额定频率	Rated frequency	Hz	50	
4	额定电流	Rated voltage	A	630、1250、2000、2500、3150	
5	额定对称短路开断电流 (有效值)	Rated symmetrical short circuit dropout current ( rms )	KA	25、31.5、40	
6	4S热稳定电流 (有效值)	4S thermal stability current ( rms )	KA	25、31.5、40	
7	额定动稳定电流 (峰值)	Rated dynamic stability current (peak value)	KA	63、80、100	

# NXAir S

## 可移开式金属铠装中压开关柜

### METAL-CLAD DRAW-OUT SWITCHGEAR

# SIEMENS

西门子授权合作伙伴

#### ○ 产品概述

NXAirS可移开式金属铠装中压开关柜，系3.6-12千伏三相交流50Hz单母线及单母线分段系统的成套配电装置。主要用于发电厂、中小型发电机送电、工矿企业业配电以及电业系统的二次变电所的受电、送电及大型高压电动机起动等，实行控制保护、监测之用。本开关柜满足IEC298、GB3906等标准要求，具有防止带负荷推拉断路器手车、防止误分合断路器、防止接地开关处在闭合位置时关合断路器、防止误入带电隔室、防止在带电时误合接地开关的联锁功能，配用SIEMENS公司的3AE真空断路器，实为一种性能优越的配电装置。

#### GENERALS

NXAir S metal-clad movable switchgear, is used for AC 3.6~12 KV, 3 phase, 50 Hz single busbar and single busbar segmented system. It is applicable in power generating plant, power transmission of industrial and mining enterprises, power receiving and transmission of secondary substation of power system and large-sized high voltage motor starting and etc and used for circuit control, protection and supervision. The switchgear satisfies with the IEC298, GB3906 standard. NXAirs switchgear has the function of preventing various misoperations. It prevents moving trolley on load, closing circuit breaker when the earthing switch is on, entering into the live chamber and closing the earthing switch when the power is on. NXAirs switchgear can be equipped with the 3AE vacuum circuit breaker of SIEMENS Company. The switchgear is of excellent configuration performance.



#### ○ 技术参数 TECHNICAL PARAMETERS

##### 额定值 OUTLINE DIMENSION

序号 NO.	项目	ITEM	单位 UNIT	参数 PARAMETERS	
1	额定电压	Rated Voltage	KV	7.2	12
2	额定频率	Rated Frequency	HZ	50	50
3	额定短时工频耐受电压（相间，对地）	Rated short time withstand Voltage (Interphase, oppositely)	KV	32	42
4	额定雷电冲击耐受电压（相间，对地）	Rated Lightning impulse withstand Voltage (Interphase, oppositely)	KV	60	75
5	额定短路开断电流	Rated short circuit breaking current	最大KA	40	40
6	额定短时耐受电流	Rated short time withstand current	4秒最大KA	40	40
7	额定短路关合电流	Rated short circuit making current	最大KA	100	100
8	额定峰值耐受电流	Rated short circuit peak current	最大KA	100	100
9	额定母线电流	rated busbar current	最大A	4000	4000
10	断路器柜	Circuit breaker cabinet	最大A		
11	接触器柜	Contactors cabinet		4000	4000
12	隔离手车柜	Isolated handcart cabinet		250	160
13	隔离开关柜	Isolated switch cabinet		4000	4000
14	母线分段柜	Busbar subsection cabinet		4000	4000
15	母线提升柜	Busbar promote cabinet		4000	4000
16	馈线电流	Feeder current		4000	4000

## 尺寸 OUTLINE DIMENSION

		项目	ITEM	单位 UNIT	参数 PARAMETERS
宽度 Width	W	≤2500A	≤2500A	mm	
		3150A/4000A	3150A/4000A		800
		断路器柜	Circuit breaker cabinet		1000
		接触器柜≤400A	Contactor cabinet≤400A		650
		≤2500A	≤2500A		
		3150A/4000A	3150A/4000A		800
		隔离手车柜	Isolated handcart cabinet		1000
		所用变压器柜	Transformer cabinet		1000
		≤2500A	≤2500A		
		3150A	3150A		800
		母线分段柜	Busbar subsection cabinet		1000
		计量柜	Calculation cabinet		800
		提升柜	Promotion cabinet		800
高度 Height		标准柜高/25KA, 31.5KA	Standard height/25KA, 31.5KA	mm	2200
	H1	标准低压室顶部离地高度/25KA,31.5KA	The height of the top of the standard low-pressure chamber above the ground /25KA,31.5KA		2075
	H2	低压室增高/31.5KA	Low-pressure chamber heighten/31.5KA		2425
		标准柜/3150A, 4000A	Standard cabinet/3150A, 4000A		2300
	*H2	单母线	Single busbar		
深度 Depth	D	≤31.5KA	≤31.5KA	mm	1350
		40KA	40KA		1450
重量 Weight		1250A/31.5KA标准柜(带断路器手车)	1250A/31.5KA Standard cabinet (with circuit breaker handcart)	kg	约850kg
		标准柜3150A/40KA	Standard cabinet 3150A/40KA		约1300kg

- 注: 1.母线电流不超过2500A, 母线室母线上出时, 柜加深130mm。  
 2.标准后柜深度为460mm。  
 3.自然冷风条件下开关柜额定电流最大至3150A, 强迫冷风条件下开关柜额定电流最大至4000A。

Notes:

1. Busbar current should lower than 2500 A. Cabinet should be deepened 130 mm when busbar overflow the busbar chamber.
2. Standard depth of the back cabinet is 460 mm.
3. The max rated current is 3150 A in natural cold wind condition, and 4000 A in forced cold wind condition.

# MVnex

## 中置式金属开关设备

### METAL-CLAD DRAW-OUT SWITCHGEAR

**Schneider**  
Electric  
MVnex 开关柜技术商务合作伙伴

#### ○ 产品概述

MVnex 中置式金属开关设备，系3.6–12千伏三相交流50Hz单母线及单母线分段系统的成套配电装置。主要用于发电厂、中小型发电机送电、工矿企事业单位以及电业系统的二次变电所的受电、送电及大型高压电动机起动等，实行控制保护、监测之用。本开关柜满足IEC298、GB3906等标准要求，具有防止带负荷推拉断路器手车、防止误分合断路器、防止接地开关处在闭合位置时关合断路器、防止误入带电隔室、防止在带电时误合接地开关的联锁功能，配有Schneider公司的HVX真空断路器，实为一种性能优越的配电装置。

#### GENERALS

MVnex mid-style metal switchgear is used for AC 3.6 ~ 12 KV, 3 phase, 50 Hz single busbar and single busbar segmented system. It is applicable in power generating plant, power transmission of industrial and mining enterprises, power receiving and transmission of secondary substation of power system and large-sized high voltage motor starting and etc and used for circuit control, protection and supervision. The switchgear satisfies with the IEC298, GB3906 standard. MVnexHP switchgear has the function of preventing various misoperations. It prevents moving trolley on load, closing circuit breaker when the earthing switch is on, entering into the live chamber and closing the earthing switch when the power is on. MVnexHP can be equipped with Schneider. The switchgear is of excellent configuration performance.



#### ○ 正常使用条件

- 正常使用条件（符合IEC60694及GB11022）
  - > 正常运行条件 户内型设备。
  - > 海拔高度：不超过1000m。
  - > 环境温度：上限为+40℃；下限为-15℃；  
24时平均+35℃；
  - > 环境湿度：日平均相对湿度≤95%；  
月平均相对湿度≤90%；
- 特殊运行条件
  - > 必须先征得生产厂家（制造厂）和使用者同意
  - > 海拔高于1000m。
  - > 对于更高的海拔，需根据说明实际情况确定可行方案。
  - > 环境温度升高，载流量降低，为了散热，需提供辅助的冷却设备。

#### OPERATION CONDITIONS

- Normal operational conditions ( Meet the standard of IEC60694 and GB11022)
  - > Normal operational conditions Indoor equipment
  - > Above sea level: ≤1000 m
  - > Ambient air humidity: Lowest air temperature: -15℃  
Highest air temperature: +40℃ Daily average: +35℃
  - > Environmental humidity: Daily average humidity: ≤95%  
Monthly average humidity: ≤90%
- Special operational condition
  - > It must obtain the consent from manufacturer (factory) and user first
  - > Altitude must be lower than 1000 m
  - > Feasible program should be reconfirmed according to the actual conditions when the altitude is higher than 1000 m
  - > Current-carrying capacity reduced with the rising of environment temperature. Assistant cooling device is required to abstract heat

> 气候条件

应采取措施防止凝露的发生。  
 应避免腐蚀或其他损害的危险。

> Weather condition

Some measures should be taken to prevent condensation, corrosion, and other risk of damage.

○ 技术参数 TECHNICAL PARAMETERS

符合标准IEC60694与GB11022: 高压开关设备通用技术条件。

符合标准IEC60298与GB3906: 交流金属封闭开关设备。

符合标准IEC60056与GB1984: 高压交流断路器。

Be up to the standards of IEC60694 and GB11022: general technical specifications for high tension switchgear.

Be up to the standards of IEC60298 and GB3906: AC metal enclosed switchgear.

Be up to the standards of IEC60056 and GB1984: high voltage circuit breaker.

序号 NO.	项 目	ITEM		单 位 UNIT	参 数 PARAMETERS	
1	电器特性 (符合IEC60298及GB3906)	Characteristic of the electrical equipment (Be up to IEC60298 and GB3906)				
2	额定电压	Rated voltage		kV rms	12	
3	额定绝缘水平 Rated insulation level	工频耐受电压 (50HZ, 1min)		kV rms	42	
		雷电冲击耐受电压 (1.2/50)		kV peak	75	
4	额定电流 Rated current	母线		A rms	630~4000	
		断路器		A rms	630~4000	
		接触器		A rms	400	
5	额定热稳定耐受电流 (4秒)	Rated thermal stability current (4s)		kA rms	25~31.5~40	
6	额定峰值耐受电流	Rated peak withstand current		kA peak	63~80~100	
7	防护等级	Protection level		外壳为IP4X, 隔室间、断路器室门打开时为IP2X		
8	外形尺寸mm	Dimensions mm	宽/W	高/H	深/D	
					上进线/Uplink line	下进线/Downline
	标准产品	Standard Product	800 (650、1000)	2250	1600	1400/1600
紧凑型产品	Compact product	550	2250	1600	1400	



# XGN2-12

## 箱型固定式金属封闭开关设备

## CASED FIXED METAL-CLAD SWITCHGEAR

### ○ 产品概述

- XGN2-12 (Z) 箱型固定式金属封闭开关设备 (简称开关柜) 适用于3.6-12KV三相交流50Hz系统中作为接受与分配电能只用。其母线系统为单母线, 并可派生出单母线带旁路和双母线结构。
- 本开关柜符合国家标准GB3906《3~35KV交流金属封闭开关设备》及国家标准IEC298的要求, 并具有两部提出的“五防”闭锁功能。
- 本开关柜的主开关采用ZN28A-12、VA-12、ZN12-10系列真空断路器。主开关可配用CD10系列电磁操作机构和CT19弹簧操作机构。隔离开关采用GN30-10旋转式隔离开关。

### GENERALS

- XGN2-12 (Z) cased fixed metal-clad switchgear is suitable for use in AC, 3.6~12KV, 3-phase, 50Hz system as power receiving or distributing equipment with single busbar system. The switchgear can be developed into double busbar system or single busbar system with by-pass channels.
- The switchgear meets requirements for GB3906 of 3~35KV AC. Metal-clad switchgear and IEC298 standard, have functions of “5-protections” approved by the two Ministries of China. Main switch is ZN28A-12, VA-12, ZN12-10 series of vacuum circuit breaker. Main switch can be fitted with CD10 series of electromagnetic operating mechanism and CT19 spring operating mechanism. Disconnecting switch is GN30-10 rotary type.



### ○ 正常使用条件

- 海拔高度: ≤2000m。
- 环境温度: 上限为 +40°C; 下限为 -25°C。
- 相对湿度: 日平均值≤95%;  
月平均值≤90%;
- 地震强度不超过8度。
- 没有火灾、爆炸危险、化学腐蚀等严重污秽的场所。

### OPERATION CONDITIONS

- Above sea level: ≤2000m
- Highest air temperature: +40°C; Lowest air temperature: -25°C
- Relative humidity: daily average humidity ≤95%  
monthly average humidity ≤90%
- Seismic intensity: ≤8 degree
- The operating place shall be no serious pollution, such as fire, exploder and chemical corrosion

### ○ 产品型号及含义

#### TYPE EXPLANATION

XGN2-□Z□□/□-□

箱型开关设备	—	<b>X</b>	—	Cased switchgear equipment
固定式	—	<b>G</b>	—	Fixed type
户内	—	<b>N</b>	—	Indoor
设计序号	—	<b>2</b>	—	Design sequence No.
额定电压	—	□	—	Rated voltage
真空断路器	—	<b>Z</b>	—	Vacuum breaker
一次方案代号	—	□	—	The primary scheme code
T弹簧操作	—	□	—	T-spring operation
额定电流	—	□	—	Rated current
额定热稳定电流	—	□	—	Rated thermal stability current



## ○ 产品结构

- 本开关柜为金属封闭箱式结构，柜体骨架由角钢焊接而成。柜内分为断路器室，母线室，电缆室，继电器室。室与室之间用钢板隔开。
- 开关柜为双面维护，前面检修继电器室的二次元件，维护操作机构、机构联锁及传动部分，检修断路器。后面维修主母线和电缆终端。在断路器和电缆室均装有照明灯。
- 为了防止带负荷分合隔离开关，防止误合断路器，防止误入带电间隔，防止带电误合接地开关，防止带接地刀合闸，开关柜采用相应的机械联锁。

## PRODUCT CHARACTERISTICS

- The switchgear is cased metal-clad structure, and its frame is welded by angle steel. Each board is made up of four distinct zones for: circuit breakers, buabars, cable connections and relays. Different zones are partitioned by steel plate.
- The switchgear has function of double-face maintenance, the front of switchgear is designed to test and maintain secondary components of relay room, operating mechanism, mechanism linkage and transmitting part and circuit breaker. The back of switchgear is designed to maintain main busbar and cable terminals. Lighting lamps are installed at circuit breaker and cable connection compartments.
- The switchgear has relevant mechanical interlocking to avoid mal-operation for breaker and electrified grounding switch, and so on.

## ○ 订货须知

订货时用户需提供下列资料:

- 主接线方案编号及单线系统图、排列图。
- 二次回路接线原理图、端子排列图，如端子无排列图时按照制造厂规定。
- 开关柜内的电器元件的型号、规格、数量。
- 主母线、支母线的材质、规格，否则按制造厂规定供应。
- 开关柜使用有特殊环境条件；应由定货时提出。
- 需要附件、备件时，应提出其种类和数量。

## ORDERING INFORMATION

Following documents will be supplied by clients:

- Main wiring scheme code, single line system diagram and arrangement diagram.
- Wiring schematic diagram of secondary circuit, terminal arrangement diagram.
- Model, specification and quantity of components in the switchgear.
- Materials and specification of main busbars and section busbars.
- If any special requirement, please give the details as operation condition.
- Model and quantity for accessories and spare parts.

## ○ 技术参数 TECHNICAL PARAMETERS

序号 NO.	项目	DESCRIPTION	单位 UNIT	参数 PARAMETERS
1	额定电压	Rated voltage	KV	3.6 7.2 12
2	额定电流	Rated current	A	630~3150
3	额定短路开断电流	Rated short circuit breaking current	KA	16、20、31.5、40、50
4	额定短路关合电流（峰值）	Rated short circuit making current	KA	40、50、80、100、125
5	额定短路动稳电流（峰值）	Rated dynamic stability current	KA	40、50、80、100、125
6	额定短时热稳定电流	Rated thermal stability current	KA	16、20、31.5、40、50
7	额定热稳定时间	Rated thermal stability time	S	4
8	防护等级	Protective level		IP3X
9	母线系统	Busbar system		单母线 Single-busbar
10	操作方式	Operation method		电磁式，弹簧储能式 Electromagnetic type, Spring energy accumulation type
11	柜体外型尺寸（宽×深×高）	Outline dimension(W×D×H)	mm	1118×1200×2650（1250A以下 below） 1218×1200×2652（2000A以上 above）
12	重量（断路器柜）	Weight(circuit breaker cabinet)	KG	约About 1200

# XGN66-12

## 型固定式金属封闭开关设备（小型化） FIXED METAL-CLAD SWITCHGEAR



### ○ 产品概述

XGN66-12型固定式金属封闭开关设备（小型化）是我公司自主研发的额定电压为3.6-12KV额定频率50Hz的单母线或单母线分段的三相交流户内配电装置，用于接收和分配电能，并对电路实行控制、保护及监测。开关柜具有完善的“五防”功能，主要用于变电所及工矿企业、高层建筑等的变配电中作为接受和分配电能之用。

### GENERALS

XGN66-12 fixed metal-clad switchgear is suitable for use in AC, 3-phase, 50Hz, 3.6~12KV power elec. system of single-phase and single-phase section, as receiving and distributing equipment in power plant, substation and various industries and enterprises. The switchgear also has control, protection, monitoring and “5-protection” function.

### ○ 正常使用条件

- 海拔高度：≤1000m。
- 环境温度：上限为+40℃，下限为-15℃。
- 环境湿度：日平均相对湿度≤95%；  
月平均相对湿度≤90%；  
日平均饱和蒸汽压≤ $2.2 \times 10^{-3}$ Mpa；  
月平均饱和蒸汽压≤ $1.8 \times 10^{-3}$ Mpa；
- 地震烈度：不超过8度。
- 没有火灾、爆炸危险、化学腐蚀等严重污秽的场所。
- 若有特殊使用条件，请在订货时和制造厂申明、协商。

### OPERATION CONDITIONS

- Above sea level: ≤1000m
- Highest air temperature: +40℃, Lowest air temperature: -15℃
- Environment humidity: daily average humidity ≤95%  
monthly average humidity ≤90%  
daily average saturated vapor pressure ≤ $2.2 \times 10^{-3}$  Mpa  
monthly average saturated vapor pressure ≤ $1.8 \times 10^{-3}$  Mpa
- Seismic intensity: ≤8 degree
- The operating place shall be no serious pollution, such as fire, exploder and chemical corrosion
- If any special requirement, please give the details as operation condition

### ○ 产品型号及含义

#### TYPE EXPLANATION

XGN66-□Z□□/□-□

箱型开关设备	X	Case switchgear equipment
固定式	G	Fixed type
户内	N	Indoor
设计序号	66	Design sequence No.
额定电压	□	Rated voltage
真空断路器	Z	Vacuum breaker
一次方案代号	□	The primary scheme code
T弹簧操作	□	T-spring operation
额定电流	□	Rated current
额定热稳定电流	□	Rated thermal stability current

## ○ 产品特点

- 本开关柜为我公司自行设计、研制而成的新一代高压电器成套产品，他吸引了国外的先进技术、体积小，仅为普通开关柜体积的50%。
- 配以安徽森源电器的VA-12或VSI-12真空断路器，可靠性好，性能高，免维护。
- 本开关柜为金属封闭结构，柜体骨架由钢板折弯后焊接而成，柜内分断路器室、主母线室、电缆室、仪表室。
- 开关柜为双面维护。
- 开关柜具有完善的“五防”功能。

## PRODUCTS FEATURES

- This product is a new kind of H.V. electrical equipment with advanced technologies, and its volume is just 50% of normal one.
- It is fitted with VA-12 or VSI-12 vacuum circuit breaker made b Anhui Senyuan company.
- The switchgear is cased metal-clad structure, and its frame is welded by angle steel. Each board is made up of four distinct zones for: circuit breakers, busbars, cable connections and relays.
- The product has function of double-face maintenance.
- The switchgear is provided with complete “5-protection” functions.

## ○ 技术参数 TECHNICAL PARAMETERS

序号 NO.	项 目	ITEM	单 位 UNIT	参 数 PARAMETERS	
1	额定电压	Rated voltage	KV	3.6 7.2 12	
2	额定电流	Rated current	A	630	1000
3	额定短路开断电流	Rated short circuit breaking current	KA	20	31.5
4	额定短路关合电流（峰值）	Rated short circuit making current	KA	50	80
5	额定短路动稳电流（峰值）	Rated dynamic stability current	KA	50	80
6	额定短路热稳定电流	Rated thermal stability current	KA	20	31.5
7	额定热稳定时间	Rated thermal stability time	S	4	
8	防护等级	Protective level		3X	
9	母线系统	Busbar system		单母线分段 Single-busbar	
10	操作方式	Operation method		弹簧储能式 Spring energy accumulation type	
11	外型尺寸（宽×深×高）	Outline dimension(W×D×H)	mm	900×950×2300 950×950×2300	

# XGN15-12

## 型单元式六氟化硫环网柜 SF6 RING MAIN UNIT

### ○ 产品概述

XGN15-12型单元式六氟化硫环网柜开关设备（以下简称单元柜）是我公司引进外国先进技术并按照国内农电及城网改造之要求而自行设计、研制成功的新一代高压电器产品。经严格的实验和长期运行考核，各项技术性能指标全部达到IEC298和GB3906标准。单元柜的主开关、操作机构及元器件采用ABB公司原装件SFL-12/24型或本公司研制生产的FLN36-12D型SF6开关设备，也可根据用户需要配装ABB公司原装HAD/US型SF6断路器或乌克兰产ISM/TEL-12型永磁机构真空断路器，其操作方式分为手动、电动两种。柜体采用进口敷铝锌板经数控机床加工后铆接而成，防护等级达到IP3X，并具有可靠的机械联锁和防误操作功能。本产品具有体积小、重量轻、外形美观、操作简便、长寿命、高参数、无污染、少维护等极其显著特点。

#### ● 用途


XGN15-12型单元式交流金属环网开关设备，适用于交流50Hz、12KV的电力网络中，作为电能的接受和分配之用。

### GENERALS

On base of imported advanced technology from abroad, XGN15-12 AC metal-clad SF6 ring main unit is developed and designed into a new kind of H. voltage product by our company, according to requirements of innovation of state countryside power-network. After serious test and long time operation, all technical parameters and Elec performance are approved to meet requirements of IEC298 and GB3906 standards. The main switch, operating mechanism and components use SFL-12/24 type of ABB company or FLN36-12D type made of our company. As clients require-ment, it also can be fitter with HAD/US type of SF6 circuit breaker or ISM/TEL-12 type of permanent-magnet mechanism vacuum breaker. Protective degree of the frame can be up to IP3X.

#### ● APPLICATION

XGN15-12 metal-clad SF6 ring main unit is suitable for use in AC, 50Hz, 12KV power network system as receiving and distributing equipment.



### ○ 使用环境条件

- 海拔高度：≤2500m。
- 环境温度：上限为+40℃；下限为-35℃。
- 环境湿度：日平均相对湿度≤95%；  
月平均相对湿度≤90%；
- 周围空气应不受到腐蚀性或可燃气体、水蒸气等明显污染。
- 无经常性剧烈振动。

### OPERATION CONDITIONS

- Above sea level: ≤1000m
- Highest air temperature: +40℃, Lowest air temperature: -35℃
- Relative humidity: daily average humidity ≤95%  
monthly average humidity ≤90%
- The operating place shall be no serious pollution, such as fire, exploder and chemical corrosion
- No frequent intense libration

## ○ 结构特点

- 柜体特点  
 环网柜柜体采用2mm厚敷铝锌板铆接成型，柜后板有二处压力释放，其一是针对电缆室，另一个则针对负荷开关、母线室。此结构能够最大限度地保障人身安全和运行设备的可靠。
- 各间隔小室
  - > 母线室位于柜的顶部并连接相邻开关柜。
  - > 负荷开关室独立单元，内部充移SF6气体。
  - > 电缆室大约75%空间是用于电缆连接、熔断器、接地开关和PT、CT的安装。
  - > 机构小室于联锁小室包含操作机构和机构联锁以及位置指示、辅助接点、脱扣线圈、带电显示器和联锁。
  - > 低压箱在柜的顶部，是可选的。小室用来安装特殊的装置诸如仪表八隧电器盒马达单元。
  - > 断路器室，一个断路器（SF6或真空）能置于负荷开关之下方。
- 压力释放
  - > 上面的压力释放  
 上面是用于释放的母线和负荷开关室内部电弧事故时产生的气体压力。
  - > 下面的压力释放  
 下面是用于释放电缆小室内部电弧事故时产生的气体压力。

## PRODUCT FEATURE

- Frame structure:  
 The enclosure is designed to use 2mm alum-zinc plate, and install two plates to release pressure.
- Each compartment:
  - > Bus chamber is at the top of switchgear and connected with adjacent switchgear.
  - > Load switch is individual unit, filled with SF6 gas.
  - > About 75% of cable connection chamber is designed to connect cables and install fuse, grounding switch and PT & CT.
  - > Mechanism and interlocking chambers include operating mechanisms, apparatus linkages, position indications, auxiliary junctions, trip coils, electrified indicator and interlocking.
  - > Low voltage box is at the top of switchgear and it is for your choice. Chambers are used for mounting special device, such as instruments, relays and motor units.
  - > Circuit breaker chamber: breaker (SF6 or vacuum type) can be mounted under the load switch.
- Releasing pressure:
  - > Releasing pressure from the top  
 The top is air press caused from releasing bus and arc fault in the load switch chamber.
  - > Releasing pressure from the bottom  
 The bottom is air press caused from releasing arc fault in the cable connection chamber.

## ○ 技术特性 TECHNICAL CHARACTERISTICS

### 外型尺寸 OUTLINE DIMENSION

断路器柜宽	Width for breaker chamber	mm	750
其他柜宽	Width for other chamber	mm	375 / 500
高	Height	mm	1400 / 1600 / 1850
深	Depth	mm	900 / 980

主要元件技术参数见下表 TECHNICAL DATA FOR MAIN COMPONENTE

序号 NO.	项目	ITEM	单位 UNIT	参数 PARAMETERS
1	额定电压	Rated voltage	KV	12
2	额定频率	Rated frequency	Hz	50 / 60
3	主母线额定电流	Main Busbar rated current	A	630
4	主回路、接地回路额定短时耐受电流	Main loop, ground loop rated short time withstand current	KA/S	20/3
5	主回路、接地回路额定峰值耐受电流	Main loop, ground loop rated peak withstand current	KA	50
6	主回路、接地回路额定短时关合电流	Main loop, ground loop rated short time close current	KA	50
7	负荷开关额定电流开断次数	Load switch rated current dropout times	次	100
8	额定转移电流	Rated transfer current	A	1700
9	熔断器最大额定电流	Max rated current of fuse	A	160
10	熔断器开断电流	Dropout current of fuse	KA	31.5-50
11	机械寿命	Mechanical life	次	2000

# HXGN-12

## 环网真空开关柜

### VACUUM RING MAIN UNIT

#### ○ 产品概述

HXGN-12环网真空开关柜（简称环网柜），适用于工矿企业、住宅小区、高层建筑和学校等配电系统，作为户内交流三相12KV，50Hz的环网供电单元和终端配电设备。可开断或关合额定负荷电流计变压器空载电流，并能开断或关合一定距离的架空线路、电缆线路或电容器组的电容电流。负荷开关-熔断器组合电器柜可一次性开断额定短路电流。在电力系统中作为配电设备的保护、电能的分配和控制之用。

#### GENERALS

HXGN-12 vacuum ring main unit is an indoor ring-net power supply unit and end distributing equipment of AC. 3-phase, 12KV, 50Hz distributing system, mainly used in enterprises, industries, high-buildings, schools and residence areas. The cubicle has capability of breaking or making rated load current and idle current of power transformer, as well as a certain distance overhead circuits, cable circuits or current of capacitor banks. Load switch-fuse combined switchgear can break rated short circuit current disposable, as protecting, distributing and controlling equipment in power supply system.



#### ○ 使用环境条件

- 海拔高度：≤1000m。
- 环境温度：上限 + 40℃；下限 - 25℃。
- 环境湿度：日平均相对湿度≤95%；  
月平均相对湿度≤90%；
- 无火灾、爆炸危险及剧烈振动的场所。
- 周围空气无腐蚀性或可燃气体、水蒸气和导电性尘埃等明显污染。

#### OPERATION CONDITIONS

- Above sea level: ≤1000m
- Highest air temperature: + 40℃, Lowest air temperature: - 25℃
- Environmental humidity: Daily average humidity ≤95%  
Monthly average humidity ≤90%
- No fire or frequent intense vibration
- The operating place shall be no serious pollution, such as vapor, conducting dust and chemical corrosion

#### ○ 工作原理

- HXGN-12型环网柜型组合一般有三个基本单元组成。如图——所示：A柜和C柜为02方案，环网柜分别为电缆进出线单元，B柜为15方案环网柜接变压器回路，作为负载或分配电能单元。
- 环网柜A或C作为环网单元，在任一线路出现故障时，能及时隔离，并用另一单元保证的连续供电。环网柜日对变压器其保护和隔离作用，便于维护检修。
- 根据需要环网单元可以任意延展。

#### OPERATING PRINCIPLE

- HXGN-12 ring main unit is composed of three basic units. Referred to table 1: Being No. 2 scheme, A and C boards is designed to be as cable incoming and outgoing line unit; Being No.15 scheme, B board is designed to be as load and distributing unit with transformer circuit.
- As ring main unit, A or C can isolate circuits when happens fault in either circuit in time, and the other unit can be operated continuously as spare equipment, so it's easy for inspection and maintenance.
- Ring main unit can be extended at will by your requirement.



## ○ 额定参数 RATED PARAMETERS

- 环网柜中其它电器元件的性能参数 PERFORMANCE PARAMETERS FOR OTHER ELECTRICAL COMPONENTS

LZJ(或LFS)-10型电流互感器 LZJ (OR LFS)-10 TYPE OF CURRENT TRANSFORMER

额定电压 (KV)	Rated voltage (KV)	10	额定二次电流(A)	Rated secondary current (A)	5
最高工作电(KV)	Highest operating voltage(KV)	12	准确级次	Accuracy rating	0.2、0.5、10P
额定一次电流(A)	Rated primary current (A)	5 10 15 30 40 50 75 100 150 200 300 400	额定二次VA COSΦ=0.8	Rated secondary VA COSΦ=0.8	10
			IS热稳定电流 (有效期) (KA)	Thermal stability current for Is (rms) (KA)	80/In
			动稳定电流 (峰值) (KA)	Dynamic stability current (peak) (KA)	200/In

JDZ-10型电压互感器 JDZ-10 TYPE OF VOLTAGE TRANSFORMER

1	额定电压V	Rated voltage V	一次线圈 Primary Coil	10000
			二次线圈 Secondary Coil	100
2	额定电压VA	Rated voltage VA	0.5级degree	50
			1级degree	80
			3级degree	200
3	极限负荷VA	Limit load VA		400

- 技术参数 TECHNICAL PARAMETERS

序号 NO.	项目	ITEM	单位 UNIT	参数 PARAMETERS	
1	额定电压	Rated voltage	KV	12	
2	主母线额定电流	Main busbar rated current	A	630	
3	额定电流	进线柜	Line-in cubicle	A	630
		出线柜 (组合电器柜)	Line out cubicle(combined electric appliance cabinet)	A	125(Max)
4	额定短时耐受电流 (4S)	Rated short time withstand current(4S)	KA	20	
5	额定峰值耐受电流	Rated peak withstand current	KA	50	
6	额定短路关合电流峰值	Rated short circuit close current peak value	KA	50	
7	额定有功负载开断电流	Rated real load dropout current	A	630	
8	额定闭环开断电流	Rated closed-loop dropout current	A	630	
9	额定电缆充电电流	Rated cable charging current	A	10	
10	接地开关额定短时耐受电流2S	Earthing switch rated short time withstand current2S	KA	20	
11	接地开关额定峰值耐受电流	Earthing switch rated peak withstand current	KA	50	
12	接地开关额定短路关合电流峰值	Earthing switch rated shot circuit close current peak value	KA	50	
13	组合电器额定开断交流电流	Combined electric appliance rated dropout alternating current	A	3150	
14	1min工频耐受电压	相间相对的真空断口	Phase-to-phase and phase-to-earth vacuum break-point	KV	42
		隔离断口	Insulation break point		48
15	雷电冲击耐受电压	相间相对的真空断口	Phase-to-phase and phase-to-earth vacuum break-point	KV	75
		隔离断口	Insulation break point		85
16	机械寿命	真空负荷开关	Vacuum lead switch	次	10000
		隔离刀接地刀	Isolation knife, grounding knife		2000
17	负荷开关	平均合闸速度	Average disconnection speed	m/S	0.4~0.8
		平均分闸速度	Average connection speed	m/S	0.8~1.2
		三相不同期性	Three phase asynchronicity	m/S	≤2
18	组合电器 配用熔断器	最大额定电流	Max rated current	A	125
		额定短路开断电流	Rated short circuit dropout current	KA	31.5
19	防护等级	Protective level			IP2X

# XLW-12

## 户外电缆分支箱

### OUTDOOR CABLE BRANCH BOX

#### ○ 产品概述

该电缆分支箱用于等级12KV以下的单相或三相电缆系统，尤其适用于地下电系统分支的场合。该产品联接组合方式简单、方便。灵活；具有全绝缘、全密封、耐腐蚀、免维护、安全可靠等，性能，适用于各种恶劣环境，可大大节省设备的电缆的投资，提高供电的可靠性，必要时它还可以代替环网柜，另外在电缆主网或分支网的电缆接头上安装短路故障指示器，可以迅速判断短路故障区段，缩短查找故障时间，因此，广泛用于商业中心。工业园区及城市密集区。

#### GENERALS

This product is suitable for used in single-phase or 3-phase cable system under 12KV, specially in branch underground cable system. It has many advantages, such as simple and flexible combination mode, full insulation and seal, corrosion resistance, no maintenance and reliable operation. Moreover, it can displays the position of short circuit fault and shortens time to find fault, if mounts a short-circuit fault indicator on the cable junction, which belongs to main cable network or its branch. Therefore, the product widely applies to commercial centers, industrial zones and midtown.



#### ○ 主要特点

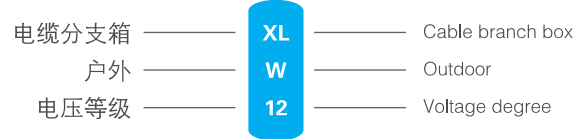
- 全绝缘、全密封结构，无需绝缘距离，可靠保证人身安全。
- 户外型、防尘、防潮、抗洪水、耐腐蚀、免维护，适合多种恶劣环境。
- 组合极为灵活，进出线可达八路，满足多种接线要求。
- 体积小，结构紧凑。安装简单、操作方便。
- 分支电缆接头可作为负荷开关，带负荷拔插，并具有隔离开关的特点。
- 电缆分支箱外型美观，与外界环境协调一致。
- 所有电缆头都使用于交联聚乙烯绝缘电缆，其中200A肘型电缆插头使用电缆标称截面35-120mm<sup>2</sup>，600A的T型电缆的T型电缆接头使用电缆标称截面为50-500mm<sup>2</sup>。

#### PRODUCTS FEATURES

- Full insulation and sealed structure, no required insulating distance, reliable for operators.
- Outdoor type, dust and moisture proof, floodwater and corrosion resistance no maintenance, and suitable to various foul environment.
- Flexible combination, 8 ways incoming & outgoing line, meet various wiring scheme.
- Small volume, compact structure, easy installation and convenient operation.
- As load switch, branch cable junction is provided with load plug-in and plug-out functions and has disconnecting switch feature.
- Cable branch box has beautiful appearance, and harmonize with outside ambient.
- All cable plugs can be fitted with XLPE insulating cable, thereinto, 200A bend cable plug is matched with cable of 35 ~ 120mm<sup>2</sup> nominal section, 600A tee cable plug is matched with cable of 50 ~ 500mm<sup>2</sup> nominal section.



○ 产品型号及含义  
TYPE EXPLANATION  
XLW-12



○ 技术参数 TECHNICAL PARAMETERS

序号 NO.	参数	DESCRIPTION	200A (分支网Branch net)	600A (分支网Main net)
1	额定电压	Rated voltage	12KV	12KV
2	额定电流	Rated current	200A	600A
3	额定短时耐受电流	Rated short-time withstand current	16KA	40KA
4	1分钟工频电压	One-minute power frequency voltage lightning	42KV	42KV
5	雷电冲击耐压	Impulse withstand voltage	75KV	75KV

○ 方案应用实例 TECHNICAL PARAMETERS

序号 NO.	方案 SCHEME	箱体外型尺寸 OUTLINE DIMENSION	母线方式	BUS MODE
1		800 × 600 × 1260		
2		800 × 600 × 1260		
3		1000 × 660 × 1260	二通接头	Bend junction
4		1000 × 660 × 1260	二通接头	Bend junction
5		1220 × 660 × 1260	二通接头	Bend junction
6		1220 × 700 × 1260	三通接头	Tee junction
7		1200 × 700 × 1260	三通接头	Tee junction
8		1500 × 700 × 1260	三通接头	Tee junction
9		1500 × 700 × 1260	四通接头	Cross junction
10		1500 × 700 × 1260	四通接头	Cross junction

# XZBW-12

## 铁路远动高压/低压预装式变电站

### RAILWAY TELECONTROL HIGH VOLTAGE LOW VOLTAGE PREFABRICATED SUBSTATION

#### ○ 产品概述

铁路电力远动箱变XZBW-12是为铁路自动闭塞和电力贯通线路供电设计的高新技术产品。铁路电力远动箱变就是将自闭、贯通（综合负荷贯通回路和一级负荷贯通回路）的高压环网柜、信号变压器、低压开关柜、电源装置、RTU装置(预留位置)等部分组合在一起，设置在一个双层、密封、防腐的箱体内部，实现了系统的集成。结构紧凑，安全可靠，不受外界干扰，功能扩展空间大，能够对信号电源实时监控对线路故障实时分段。通过小电流系统直接判断接地故障区间，还能进行远程抄表。检修集中。简单，占地面积少，不受恶劣环境的侵害。



#### GENERALS

Railway electric telecontrol substation YB-12 is high and new technology product for railway automatic blocking and electric transmission lines power supply design. Railway electric telecontrol intelligent substation is composed of automatic blocking and transmitting high voltage ring main unit, signal transformer, low voltage switchgear, power supply device, RTU device (placeholder) and etc. These equipments are put in a double layer, enclosed, anti-corrosion box and realize the system integration. It is safe and reliable and not affected by the outside atmosphere. It is of compact structure, large functional expanding space and realize the real time monitoring to signal power supply and high voltage lines fault segmentation. Judge directly the earthing fault interval through small current system and read the meter remotely. The maintenance is simple and centralized and covers a small area and not be affected by the severe environment.

#### ○ 正常使用条件

- 海拔高度：≤2000m。
- 环境温度：上限为+50℃，下限为-30℃。
- 户外风速不超过35m/s。
- 环境湿度：日平均相对湿度≤95%；  
月平均相对湿度≤90%；
- 地震强度：不超过8度。
- 倾斜度：不超过3度。
- 安装在没有火灾、爆炸危险、延展污秽、化学腐蚀以及剧烈震动的场所。

#### OPERATION CONDITIONS

- Above sea level: ≤2000m
- Highest air temperature: +50℃, Lowest air temperature: -30℃
- Outdoor wind speed is no more than 35m/s
- Environment humidity: daily average humidity ≤95%  
monthly average humidity ≤90%
- Seismic intensity: ≤8 degree
- Gradient: No more than 3 degrees
- It is installed in the place where there are no fire disasters, explosion danger, severe dirtiness, chemical corrosion and excessive vibration

## ○ 技术参数 TECHNICAL PARAMETERS

	序号 NO.	项 目	ITEM	单位 UNIT	参数 PARAMETER			
高压 变压器	1	额定电压	Rated voltage	KV	10			
	2	最高工作电压	Maximum working voltage	KV	12			
	3	额定电流	Rated current	A	630			
	4	额定频率	Rated frequency	Hz	50			
	5	额定峰值耐受电流	Rated peak withstand current	KA	50(熔断器)(Fuse)			
	6	额定短时耐受电流	Rated short time withstand current	KA/S	20/3			
	7	额定短路开断电流	Rated short circuit breaking current	KA	20			
	8	额定短路关合电流	Rated short circuit closing current	KA	50			
	9	额定 绝缘 水平 Rated Insulation Level	1min 工频耐受电压	1min power frequency withstand voltage	KV	相对地 Phase To Ground	隔离断口 Isolating Fracture	
			雷电冲击耐受电压	Lightning Impulse Withstand Voltage	KV	42 75	48 85	
10	高压接线方式		High voltage wiring method		可触摸欧式电缆头 Tangible cable head (European style)			
变 压 器	1	额定容量	Rated Capacity	KVA	20	80	100	
	2	额定损耗(空载、负载)	Rated Loss(No Load/with Load)	W	240/560	380/1380	400/1590	
	3	绕组材料	Winding Material		铜 Copper			
	4	绝缘材料耐热等级	Insulating Material Withstand Grade		F			
	5	连接组别	Connecting Group		D, Yn11			
	6	中性点接地方式	Neutral Earthing Method		直接接地 Direct Earthing			
	7	分解范围	Tapping Range		10 ± 2 × 2.5%			
	8	满负荷运行绕组温升	Winding Temperature Rise At Full Load Operation	K	≤65			
	9	噪声	Noise	dB	≤55距变压器Lm) To Former			
低 压	1	额定电压	Rated Voltage	V	230			
	2	最高工作电压	Maximum Working Voltage	V	400			
	3	额定电流	Rated Current	A	主母线: 200A Main Busbar	分支母线: 100A Branch Busbar		
	4	额定频率	Rated Frequency	Hz	50			
	5	额定峰值耐受电流	Rated Peak Withstand Current	KA	63			
	6	额定短时耐受电流	Rated Short Time Withstand Current	KA	25			
	7	额定短路开断电流	Rated Short Circuit Breaking Current	KA	25			
	8	额定短路关合电流	Rated Short Circuit Closing Current	KA	63			
	9	1min工频耐受电压	Power Frequency Withstand Voltage	KV	2.5			
	10	冲击耐受电压	Impulse Withstand Voltage	KV	8			
箱 体	1	防护等级	Protection Degree	IP	54			
	2	箱变温升	Substation Temperature Rise	k	≤65			
	3	接地电阻	Earthing Resistance	Ω	≤1			
	4	外壳材质	Enclosure Material	mm	2mm优质冷轧钢板 Cold Rolled Sheet			
	5	结构	Structure		双层、密封、保温结构, 采用2mm厚优质冷轧钢板, 抗冲击能力强, 各室独立互不影响。 Double layer, enclosed, keep warming structure. It is made of superior cold steel plate(2mm) with strong withstand ability. Each chamber is independent and not be affected by each other.			
	6	防腐年限	Antiseptic Period		经喷砂、热喷锌、平面喷锌加、锌加漆浆等多道防腐工艺, 保证箱体30年不锈蚀。 The case is blasted with sand and sprayed with hot zinc and lacquer and ensure the case is of antiseptic for 30 years.			



# YB

## 系列户外成套变电站 (箱式变电站) OUTDOOR PACKAGED SUBSTATION

### ○ 产品概述

YB系列户外成套变电站(箱式变电站)是一种适用于户外,用箱体将12KV高压系统、变压器和0.4KV低压系统组合在一起的成套变配电装置。广泛用于城市电网改造、工厂、企业、城乡生活小区、基本建设、矿山、油田、建筑工地、公路交通和铁路、港口。

YB系列箱式变电站符合GB/T17467《高压/低压预装式变电站》国家标准。



### GENERALS

ZBW series of view type of packaged substation is an complete outdoor transmitting and distributing device, included a 12KV high voltage system, transformer and 0.4KV low voltage system, widely used in electric network building and improvement of town and country, factories, enterprises, highway, railways and ports, etc.

ZBW series of view type of packaged substation meet GB/T17467 "high/low voltage prefabricated substation" standard.

### ○ 正常使用条件

- 海拔高度: 1000米。
- 环境温度: 上限为+40°C; 下限为-25°C;  
24H周期内平均温度不超过+35°C;
- 风速: 不大于35M/S。
- 无剧烈震动和冲击地方以及不足以腐蚀金属和电器元件的场所。
- 无导电尘埃及爆炸危险的场所。
- 垂直倾斜度不超过5度的场所。
- 注: 使用场所超过以上规定条件, 用户提出, 制造厂可作特殊使用条件, 对产品进行改进或另行设计。

### OPERATION CONDITIONS

- Above sea level: 200m
- Highest air temperature:+40°C; Lowest air temperature:-25°C  
Daily average temperature:≤35°C
- The wind velocity:≤35M/S
- No intense vibration or serious chemical corrosion
- No conducting dust or exploder
- Vertical leaning value is not more than 5 degree
- Addition: If any special requirement, please give the details as operation condition

### ○ 产品型号及含义

#### TYPE EXPLANATION

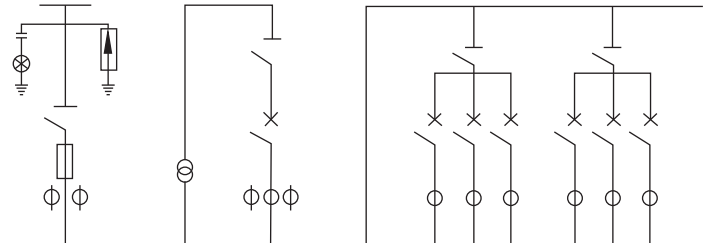
YB□-□/□-□

成套变电站(箱式变电站)	YB	Complete Substation (box substation)
设计序号	□	Design serial number
高压侧电压等级(KV)	□	High voltage side voltage level (KV)
低压侧电压等级(KV)	□	Low voltage side voltage level (KV)
变压器容量(KVA)	□	Transformer capacity (KVA)

## ○ 基本参数 BASIC PARAMETERS

序号 NO.	名称	ITEM	单位 UNIT	高压单元 HIGH VOLTAGE UNIT	低压单元 LOW VOLTAGE UNIT	变压器 TRANSFORMER
1	额定电压	Rated voltage	KV	10(6、20)	0.4 ( 0.69 )	10 ( 6、20 ) / 0.4 ( 0.69 )
2	额定容量	Rated current	KVA			10 ~ 2000
3	额定电流	Rated short circuit making current	A	400、630	20 ~ 4000	
4	额定短路开断电流	Rated short circuit making current	KA	31.5 ~ 50	15、30、50、65、80、100	
5	额定短路关合电流	Rated thermal stability current	KA	50		
6	额定热稳定电流	Rated thermal stability current	KA/S	20/2		
7	额定动稳定电流	Rated stability current	KA	50		
8	工频耐压	Power frequency withstand voltage	KV/ 1min	对地42; 断口48 Over the ground 42 Break point 48		油35 / 干28 oily35 / dry28
9	冲击耐压	Impulse withstand voltage	KV	对地75; 断口85 Over the ground 75 Break point 85	2.5	75
10	箱壳防护等级	Shell protective level		IP44	IP44	IP44
11	噪齐水平	Noise leve	dB		油55 / 干65 oily55 / dry65	

## ○ 主电路方案 MAIN CIRCUIT SCHEME

主电路方案编号 SCHEME NO. FOR MAIN CIRCUIT		
主电路 方案 Main circuit scheme	单结线图 Single wiring diagram	
用途 Application	配电照明 Distributing & lighting	
主电路 电器 Electrical Equipment for main circuit	型号规格 Specification	数量 Quantity
	FN5-10(DR)	1
	GSN-6	1
	LZJC-10	2
	HY5WS-17/50	3
	S9	1
	HD13	3
	ME、CW1,2,3、AXW1	1
	DZ20, CM1、AXM1	6
BH-0.66	6	

# 景观型箱式变电站

## VIEW TYPE OF PACKAGED SUBSTATION

### ○ 产品概述

YB系列景观型箱式变电站,是一种集高压开关柜、变压器、低压开关柜组合成一体并在制造厂内装配完成的可移动的预装式变电站,用于城建、矿山、工厂企业等公用配电设施,也可作为建筑工地临时配电设备。



### GENERALS

YB series of view type of removable packaged substation, including high voltage switchgear, transformer and low voltage switchgear, apply to city construction, mines, factories, enterprises and other public distributing establishment, as well as temporary equipment for construction site.

### ○ 产品特点

- 产品外壳采用玻纤增强特种水泥,形式多样、美观大方,既是一种配电产品,又可成为城市景观。
- 产品抗暴晒能力强,不易导热,不会因外部温度过高引起内部设备温度升高。
- 机械强度高,耐冲击性好。
- 有较好的防潮性能,不会因冷热变化而产生凝露。
- 产品具有防冻、防裂、防腐特性和防火阻燃性。

### PRODUCTS FEATURES

- The enclosure is provided with fiber-glass enhanced special cement with beautiful appearance and various form. It is not only an excellent distributing product, also enjoyable city landscape.
- Good exposed resistant capacity.
- High mechanical intensity and good shockproof performance.
- No condensation with better moisture resistance.
- The product has anti-freezing, anti-crack, antiseptic, fireproof and fire-retardant performances.

### ○ 产品型号及含义

#### TYPE EXPLANATION

YB□-□/□-□

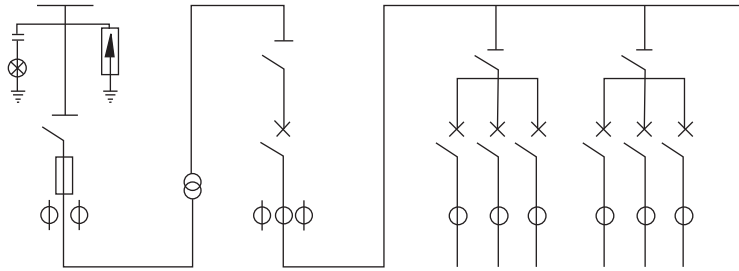
成套变电站(箱式变电站)	————	<b>YB</b>	————	Complete Substation (box substation)
设计序号	————	□	————	Design serial number
高压侧电压等级(KV)	————	□	————	High voltage side voltage level (KV)
低压侧电压等级(KV)	————	□	————	Low voltage side voltage level (KV)
变压器容量(KVA)	————	□	————	Transformer capacity (KVA)



## ○ 技术参数 TECHNICAL PARAMETERS

序号 NO.	项 目	ITEM	单位 UNIT	高压单元 HIGH VOLTAGE UNIT	低压单元 LOW VOLTAGE UNIT	变压器 TRANSFORMER
1	额定电压	Rated voltage	KV	10(6、20)	0.4(0.69)	10 ( 6、20 ) /0.4(0.69)
2	额定容量	Rated current	KVA			10 ~ 2000
3	额定电流	Rated short circuit making current	A	400、630	20 ~ 4000	
4	额定短路开断电流	Rated short circuit making current	KA	31.5 ~ 50	15、30、50 63、80、100	
5	额定短路关合电流	Rated thermal stability current	KA	50		
6	额定热稳定电流	Rated thermal stability current	KA/S	20/2		
7	额定动稳定电流	Rated stability current	KA	50		油35 / 干28 Oily35 / Dry28
8	工频耐压	Power frequency withstand voltage	KV/1min	对地42 断口48 Over the ground42 Break point48		
9	冲击耐压	Impulse withstand voltage	KV	对地75 断口85 Over the ground75 Break point85	2.5	75
10	箱壳防护等级	Shell protective level		IP44	IP44	IP44
11	噪齐水平	Noise level	dB	油55 / 干65	Oily55 / Dry65	

## ○ 主电路方案 MAIN CIRCUIT SCHEME

主电路方案编号 SCHEME NO. FOR MAIN CIRCUIT		
主电路 方案 Main circuit scheme	单结线图 Single wiring diagram	
用途 APPLICATION		配电照明 DISTRIBUTING & LIGHTING
主电路 电器设备 Electrical Equipment for main circuit	型号规格 Specification	数量 Quantity
	FN5-10(DR)	1
	GSN-6	1
	LZJC-10	2
	HY5WS-17/50	3
	S9	1
	HD13	3
	ME、AXW1、CW1,2,3	1
	DZ20, CM1、AXM1	6
BH-0.66	6	



# Okken 组合式开关柜 COMBINED SWITCHGEAR



Okken低压开关柜技术商务合作伙伴

## ○ 产品概述

Okken 模数化多功能低压组合柜是我公司全套引进法国施耐德公司的产品；该产品运用了多项专利技术达到世界领先水平，可靠性好、安装容量大、标准化程度高、易维护、升级；主要用于交流50~60Hz，额定电压690V及以下供电系统。作为电站、工矿企业、高层楼宇、交通、机场等配电及动力控制用，是重要场所、重要负荷的首选产品。

### GENERALS

Okken modular multifunctional low voltage combined switchgear, introduced from Schneider company, is a product in possession of several world leading patent technology with good reliability, close structure, standardized design, simple maintenance and upgrade. This product is mainly used in AC. 50~60Hz, 690V and below power supply system as electrical distribution and motor control applications in large sites of industrial, tertiary and infrastructures.



## ○ 正常使用条件

- 环境温度不高于40℃，不低于-5℃。
- 相对湿度在最高温度为40℃，不超过50%；在较低温度时不允许有较高的相对湿度。
- 应用于-25℃、+50℃温度内运输和储存，在短时间（不超过24小时）温度可达+70℃。
- 海拔高度不超过2000米。
- 如有特殊使用条件，用户定货时提出。

## OPERATION CONDITIONS

- Highest air temperature: +40℃, Lowest air temperature: -5℃
- Relative humidity is not more than 50% when highest air temperature is 40℃; It doesn't allow higher relative humidity if temperature is lower
- Switchgear can be transported and stored when ambient condition is limited from -25℃ to 50℃, and it can be up to 70℃ in a short time (not more than 24 hours)
- Above sea level: ≤2000mm
- If any special requirement, please give the details as operation condition

## ○ 柜型分类 SWITCHGEAR SYSTEM

型号 TYPE	分类	SYSTEM
115	抽架上可抽出式（框架断路器、抽出式断路器安装）	Withdrawable (air circuit breaker, drawable breaker installation)
70	安装板上的固定式（固定式塑壳断路器+固定安装板）	Fixed installation (fixed MCCB + fixed installing plate)
70	安装板上的插入式（插入式塑壳断路器+固定安装板）	Plug-in (Plug-in MCCB + fixed installing plate)
70	插入分离式安装板（固定式断路器及其他元件安装）	Disconnectable installing plate (fixed circuit breaker and other components installation)
70	插入分离式Polyfast（固定式塑壳断路器+Polyfast安装底座）	Disconnectable Polyfast (fixed MCCB + Polyfast base)
70	抽出式Polyfast抽屉（抽屉+固定式塑壳断路器+Polyfast安装底座）	Withdrawable Polyfast drawer (drawer + fixed MCCB + Polyfast base)
70	抽出式多功能抽屉（抽屉+固定式塑壳断路器及其他元件）	Withdrawable multifunctional drawer (drawer + fixed MCCB and other components)
70	抽出式1/2宽度的抽屉（1/2抽屉+固定式塑壳断路器及其他元件）	Withdrawable drawer with 1/2 width (1/2 drawer + fixed MCCB and other components)
185	变频软起柜	Cubicle for frequency-change soft starter
185	功率因数补偿柜	Cubicle for power factor compensation

## ○ 产品特点

- Okken柜为金属外壳防护，基本骨架是E=25mm为模数安装封口型材，全部采用组合装配而成。
- 金属结构采用镀锌和喷塑工艺处理，防腐能力强。
- 功能单元采用插入式、抽屉式、固定式三种类型多种结构的安装方式，检修安全，方便。
- 柜内一般采用原装进口元件，主要元件采用世界著名电器集团施耐德公司元器件，具有容量大、分断能力高、体积小、安全可靠。
- 母线搭接采用打孔和不开孔两种方式，采用独特搭接方法，方便灵活。
- 采用高强度阻燃工程塑料组件，有效的加强防护安全，性能。
- 内部母线装在散热条件好、封闭的母线室内，提高人身安全保护。
- Okken柜可离墙安装，亦可靠墙安装。  
水平母线设置在顶部固定的位置，便于扩展、升级。

## PRODUCTS FEATURES

- Okken switchgear is metal-clad structure for protection. Basic frame is assembled by materials with sealed modular installation hole, which has dimension of E=25mm.
- The enclosure is provided with plastic painting & zincification treatment with intense antiseptic performance.
- Functional units are provided with there installation means of plug-in, withdrawable and fixed stypes.
- Main electrical components have several advantages of large capacitance, high breaking capacity, small volume and reliable & secure operation.  
We can furnish two kinds of trepanning meanses for bus connection:  
• Trepanning and No trepanning.  
In order to enhance protective performance, it is provided with high intense fire-retardant plastic parts.  
To enhance protection function, busbars are mounted in the sealed bus compartment with good heat emission.
- Okken switchgear can be installed against or out of wall.
- In order to be convenient for extending and upgrading system, horizontal bus can be fixed and laid at the top of switchgear.

## ○ 技术参数 TECHNICAL PARAMETERS

序号 NO.	项 目	ITEM	单位 UNIT	参 数 PARAMETERS
1	额定工作电压	Rated operational voltage	V	≤AC690V
2	额定绝缘电压	Insulation voltage	V	AC1000V
3	额定母线工作电流	Rated busbar operational current	A	水平母线 Horizontal busbar 1900 2500 3200 4000 6300      垂直母线 Vertical busbar 1000 1200 1700 2100 3200 4000
4	母线短时耐受电流1秒有效值	Busbar short-time withstand current (effective value in one second)	KA	50 80 100 150
5	母线峰值耐受电流	Busbar withstand current (peak value)	KA	110 176 220 330
6	外壳防护等级	Shell protective level		IP31、IP42、IP54
7	外壳分隔类型	Shell separation type		2b、3b、4a、4b
8	符合标准	Accord with the standard		IEC-61439-1 GB7251.1

## ○ 结构特点 PRODUCT STRUCTURE

柜体由冷轧钢板加工成构件，用特殊螺栓连接器组装，每个柜体有四部分组成：母线室、电缆室、元件室、辅件室。柜体组合形式分为以下几种：

The enclosure is made of cold rolling steel plates. Each switchgear is composed of 4 distinct zones for busbars, cable connections, components and auxiliaries. The combination forms of switchgear are divided into following kinds:

分类	概述	PROFILE
抽屉式结构 Withdrawable structure	设有断开、实验、接通三个位置。	It has three positions: disconnected position, test position and connected position.
	二次回路连接采用的滑动接插件，每个抽屉最多可装4个（共24点）。	It can be installed a maximum of 12 drawers of 150mm or 24 drawers of 75mm.
	柜内最多可以安装150mm高抽屉12个、150mm/2高抽屉24个。	The secondary circuit connection is provided with slide connector, and each drawer can install 4 connectors maximully.
抽出式结构 Withdrawable structure	用把手摇动推杆来完成与母线的接通和断开。	It can use the handle to complete the connection and disconnection operation with bus.
	开关本体和底座的插接有可靠地机械联锁机构。	It has reliable mechanical interlocking for connection between the body of switch and its base.
固定分隔式结构 Fixed dividing structure	固定分隔式功能单元的元件均采用固定式安装。	Fixed type installation for components of fixed dividing functional units.
柜宽 The width of cubicle	650mm、900mm、1000mm、1100mm、1150mm、1300mm	
柜深 The depth of cubicle	600mm、1000mm、1200mm、1400mm	

# Blokset

## 组合式开关柜

### COMBINED SWITCHGEAR



Blokset开关柜技术商务合作伙伴



#### ○ 产品概述

Blokset模数化多功能低压组合柜是我公司全套引进法国施耐德公司的产品，产品标准化程度高，主要用于交流50~60HZ，额定电压690V及以下供电系统。作为电站、工矿企业、高层楼宇、机场等配电及动力控制用，是替代进口产品的首选品牌，产品技术水平达到九十年代末先进水平。

#### GENERALS

Blokset modular multifunctional low voltage combined switchgear, introduced from Schneider Electric, is a product in possession of high standardized automation degree. This product is mainly used in AC. 50~60Hz, 660V and motor control applications in large sites of Industrial, tertiary and infrastructures. Blokset is a reasonable product that can replace imported switchgear and its technical level can be up to advanced technology at the end of 1999s of the world.

#### ○ 正常使用条件

- 海拔高度：不超过2000m。
- 环境温度：上限为+40℃，下限为-5℃。
- 相对湿度：  
相对湿度在最高温度为40℃，不超过50%；  
在较低温度时不允许有较高的相对湿度；
- 应在-25℃、+50℃温度内运输和储存，在短时间（不超过24小时）温度可达+70℃。
- 如有特殊使用条件，用户定货时提出。

#### OPERATION CONDITIONS

- Above sea level: ≤2000m
- Highest air temperature: +40℃, Lowest air temperature: -25℃
- Relative humidity is not more than 50% when highest air temperature is 40℃; It doesn't allow higher relative humidity if temperature is lower
- Switchgear can be transported and stored when ambient condition is limited from -5℃ to 50℃, and it can be up to 70℃ in a short time (not more than 24 hours)
- If any special requirement, please give the details as operation condition

#### ○ 产品型号及含义

##### TYPE EXPLANATION

##### BLOKSET-

配电柜	——	<b>D</b>	——	distribution cubicle
功率因数补偿柜	——	<b>DC</b>	——	power factor compensation cubicle
固定式电动机控制中心	——	<b>MF</b>	——	fixed motor control center
抽屉柜	——	<b>MW</b>	——	drawer cabine
抽屉柜	——	<b>MX</b>	——	drawer cabine
变频器和软启动器柜	——	<b>MS</b>	——	frequency changer and soft starter
配电箱	——	<b>C</b>	——	distribution box

## ○ 产品特点

- Blokset柜为金属外壳防护，基本框架由标准预制件组装而成。这些构件有多种规格，可以组装成不同尺寸的框架。
- 金属结构采用镀锌和粉末喷塑工艺处理，防腐能力强。
- 功能单元采用插入方式、抽屉式和固定分隔式三种安装方式，检修安全，方便。
- 柜内一般采用原装进口元件，主要元件采用世界著名电器集团施耐德公司元器件，具有容量大、分断能力高、体积小、安全可靠。
- 母线搭接采用独特搭接方法，方便灵活。
- 采用高强度阻燃工程塑料组件，有效地加强防护安全性能。
- Blokset柜可离墙安装，亦可靠墙安装。
- 可适应各种进出线方式。
- 水平母线可设在顶部、中部、底部方便设计人员选用。

## PRODUCTS FEATURES

- Blokset switchgear is equipped with metal-clad structure for protection. Basic frame is assembled by standard prefabricated components, which have varies size to choose.
- The enclosure is provided with plastic-spraying & zinc-plated treatment with intense antiseptic performance.
- Functional units are provided with three installation means, plug-in, withdrawable, and fixed separated types, for security and conveniently overhaul.
- The elements in the set are normally imported with original packaging, and the main elements are imported from Schneider Inc. That makes the equipment has the advantages of large capacity, high breaking capacity, small volume, safe and reliable.
- We can furuish two kinds of trepanning meanses for bus connection: Trepanning and No trepanning.
- In order to enhance protective performance, it is provided with high intense fire-retardant plastic parts.
- Blokset switchgear can be installed against or out of wall.
- It can suit various incoming and outgoing line means.
- In order to be convenient for selection, horizontal busbar can be laid at the top, middle and of the switch-gear.

## ○ 技术参数 TECHNICAL PARAMETERS

序号 NO.	项 目	DESCRIPTION	单位 UNIT	参 数 PARAMETERS
1	额定工作电压	Rated operational voltage	V	AC≤690
2	额定绝缘电压	Insulation voltage	V	AC1000
3	母线额定 工作电流 Busbar rated bworking current	水平母线	A	1000 1600 2500 3200 4000 6300
		垂直母线	A	400 630 1000 2000 3200
4	母线短时耐受电流1秒有效值	Busbar short-time withstand current (effective value in one second)	KA	30 50 85 100
5	母线峰值耐受电流	Busbar withstand current (peak value)	KA	63 105 187 220
6	外壳防护等级	Shell separation type		IP20、IP31、IP42、IP54
7	符合标准	Shell separation typez		IEC-61439-1, GB7251.1

## ○ 柜体结构

柜体由冷扎钢板加工成构件，用特殊螺钉连接器组装，每个柜体有四个部分组成：母线室、电缆室、元件室、辅件室。

柜体组合形式分为以下几种：

## PRODUCT STRUCTURE

The enclosure is made of cold rolling steel plates. Each switchgear is composd of 4 distinct zones for busbars, cable connections, components and auxiliaries.

The combination forms of switchgear are divided into following kinds:

型号 TYPE	分类	SYSTEM
抽屉式结构 Drawer type structure	设有断开、实验、接通三个位置。	It has three positions: disconnected position, test position and connected position.
	柜内最多可以安装150mm高抽屉12个。	It can be installed a maximum of 12 drawers of 150mm
	二次回路连接采用16A的滑动式接插件, 每个抽屉最多可装30点。	The secondary circuit connection is provided with slide connector of 16A, and each drawer can install 20 connectors maximumly.
抽出式结构 Withdrawable structure	用把手摇动推杆来完成与母线的接通和断开。	Waving the handspike with handle to connect or disconnect with the bus.
	用把手插拔来完成与母线的接通和断开。	Plugging with handle to connect or disconnect with the bus.
	开关本体和底座的插接有可靠地机械连锁机构。	It has reliable mechanical interlocking for connection between the body of switch and its base.
固定分隔式结构 Fixed dividing structure	固定分隔式功能单元的元件均采用固定式安装。	Components those used in the fixed partitioned functional units are adopted of fixed type installation. partition type functional unit and drawer type structure can be installed at the same switchgear simultaneity.
柜宽 The width of cubicle	600mm、700mm、800mm、900mm、1100mm、1200mm、1300mm、1600mm	
柜深 The depth of cubicle	400mm、600mm、1000mm	

# Prisma

## 低压配电柜

### LOW VOLTAGE DISTRIBUTION CUBICLE



Prisma开关柜技术商务合作伙伴

#### ○ 产品概述

Prisma固定式低压配电柜是我公司全套引进法国施耐德产品。该产品设计合理、性能可靠，是九十年代配电柜先进技术的代表，充分体现和发挥了柜型的技术优势和特点，最大限度的优化了配电柜的安装。PRISMA系列配电柜产品适用于发电厂、变电所、工矿企业、民用建筑与基础设施等各个领域，可作为动力配电中心、马达控制中心，电容补偿及终端配电等电能控制、转换与分配装置使用。

#### GENERALS

Prisma fixed L. voltage distributing cubicle, introduced from French Schneider Corp., represents advanced technology of 1990s' distributing cubicle with reasonable design and reliable performance. This product applies to power plants, substations, industrial and mine enterprises, civil conversing and infrastructures as power controlling, conversing and distributing device used in power distribution center, motor control center, motor control center, capacity compensation and termination distribution system.



#### ○ 正常使用条件

- 海拔高度：≤2000m。
- 环境温度：上限为+40℃，下限为-5℃。
- 空气的相对湿度在最高温度为+40℃，不超过50%；在较低温度时不允许有较高的相对湿度。
- 污染等级：3。

#### OPERATION CONDITIONS

- Indoor installation, above sea level: ≤2000m
- Highest air temperature: +40℃, Lowest air temperature: -5℃
- Relative humidity is not more than 50% when highest air temperature is 40℃; It allow higher relative humidity if temperature is lower
- Pollution degree: 3

#### ○ 产品型号及含义

##### TYPE EXPLANATION

##### PRISMA-

配电箱

配电柜

WM

FS

Distribution box

Distribution cubicle



## ○ 产品特点

- 电磁兼容EMC符合IEC801-1至IE0801-5标准, 完全满足智能化控制系统的安装要求。
- 内部塑料件均采用阻燃材料, 符合IE0695-2.1与导体直接接触的部件达到耐960°C高温。
- 壳体具有高度灵活的框架系统, 可以根据不同, 情况方便组合、扩展, 满足各种要求。

## PRODUCT CHARACTERISTICS

- It passes electromagnetic compatibility test in compliance with relevant standards as IEC801-1 and IEC801-5, and meets installation requirement for intelligent control system.
- Inner plastic parts are provided with fire-retardant materials according to IEC695-2.1 standard and parts, such as busbar frames, which is connected with conductor directly can stand temperature as high as 960°C.
- The enclosure has flexible frame system, and can meet requirement for different clients by combining and expanding enclosure.

## ○ 技术参数 TECHNICAL PARAMETERS

序号 NO.	项目	ITEM	单位 UNIT	参数 PARAMETERS
1	额定工作电压	Rated operational voltage	V	AC400
2	额定绝缘电压	Rated insulation voltage	V	AC690
3	额定电流	Rated current	A	630-3200
4	短时耐受电流	Short time withstand current	KA	25、85
5	峰值耐受电流	Peak withstand current	KA	53、187
6	防护等级	Protective level		IP30、IP31、IP42、IP54
7	安装方式	Installation modewall		Can be against wall



# MNS2.0

## 组装式低压开关柜

### LOW VOLTAGE WITHDRAWABLE SWITCHGEAR



低压开关柜合作伙伴

#### ○ 产品概述

- MNS2.0组装式低压开关柜是我公司全套引进ABB公司的产品，产品标准化程度高，主要用于交流50~60Hz，额定电压690V及以下供电系统。作为电站、工矿企业、高层楼宇、机场等配电及动力控制用。
- 本装置符合IEC61439-1、VDE660第五部分和GB7251.1《低压开关成套设备》国家标准。

#### GENERALS

- The switchgear is a compact low voltage switchgear factory-assembler with standard modulated parts, suitable for use in AC 50~60Hz, rated voltage up to 660V power distributing system of power generating plants, substation and other industries as energy-switching and load control equipment.
- The switchgear meets with IEC61439, the 5th part of VDE660 and "Low voltage switchgear and control equipment" of GB7251.1-1997 the national standard and "Low voltage withdrawable switchgear" of ZBK36001-89 special standard.



#### ○ 正常使用条件

- 周围空气温度不高于+40℃，不低于-5℃，24小时内平均温度不得高于+35℃，超过时，需根据实际情况降容运行。
- 户内适应，使用地点的海拔高度不得超过2000m。
- 周围空气相对湿度在最高温度为+40℃时不得超过50%，在较低温度时允许有较大的相对湿度，如+20℃为90%，应考虑到由于温度的变化可能会偶然产生凝露的影响。
- 安装时与垂直面的倾斜度不超过5度，且整组柜列相对平整（符合GBJ232-B2标准）。
- 应安装在无剧烈震动和冲击以及使电器元件受到不应有腐蚀的场所。
- 用户有特殊要求时，可以与本公司协调解决。

#### OPERATION CONDITIONS

- The ambient air temperature must be between +40°C and -15°C, and the average temperature of 24 hours must be lower than +35°C. The capacity of the machine should be cut down according to actual conditions when the temperature is higher than the average.
- Indoor adapted and the altitude of the location where the machine is used must be lower than 2000 m.
- The relative humidity of the ambient air must be lower than 50% when the highest temperature is +40°C. Higher relative humidity is allowed in lower temperature condition, such as 90% humidity in +20°C. The effects of condensation caused by temperature variation should be considered.
- The gradient between machine and vertical plan must be less than 5 degree when installed, and the switchgear group should be stay flattening. (Be up to the GBJ232-B2 stand)
- The working situation must be stay away from violent vibration, impingement, and corrosion.
- Special needs from client can be solved by negotiating with our company.

#### ○ 柜体结构

- 开关柜柜体基本结构是由C型型材装组，C型型材是E=25mm为模数安装孔的钢板弯制而成，全部柜架及内层隔板都作镀锌钝化处理，四周门板，侧板则作静电喷涂。
- 柜体可以正面操作靠墙安装，也可双面操作。

#### PRODUCT STRUCTURE

- The switchgear construction is made of "C" fabricated grouped parts. "C" fabricated grouped parts are mode of steel plate after being bended with assembling holes in modular E=25mm. All doors and side pates are coated with paint.
- The enclosure can not only be installed against wall with front operation, also double sides operation.

## ○ 产品特点

- 本抽出式开关柜为近期开发新产品，其技术水平达到国际先进水平。
- 设计紧凑：以较小的空间能容纳较多的功能单元。
- 结构通用性强，组装灵活：以25mm为模数的C型型材能满足各种结构形式、防护等级及使用环境的要求。
- 采用标准模块设计：分别可成保护、操作、转换、控制、调节、测定、指示等标准单元，用户可根据需要任意选用组装。
- 安全性：大量采用高强度阻燃性工程塑料组件，有效加强防护安全性能。
- 压缩场地：三化程度高，可大大压缩储存和运输预制件的场地。
- 装配方便：不需要特殊复杂工具。

## PRODUCT CHARACTERISTICS

- This drawable switchgear is a newly developed product, having technical technology of international advanced level of 1990' s.
- Compact designed construction: The construction is of small space contenting several functional units.
- Strong universal-use capability and flexible assembly: "C" shaped fabricated materials made in modular in E=25mm can meet various kind of requirements for constructions, protective degree and operational environment.
- Adopt a standard modular block design: The construction can be grouped into protecting, operating, changeover, controlling, adjusting, measuring, indicating units and other standard units.
- Security: use a lot of high mechanical strength fire resistance engineering plastic grouped parts, have been effectively enhanced protection and safe of the switchgear.
- Decrease occupied area: Having 3-high advances that greatly decrease area: Having 3-high advances that greatly decrease storing and transporting areas.
- Convenient assembly: Do not use any special tools for installing the equipment.

## ○ 定货需知

- 产品的全部型号包括主电路方案号和辅助电路方案号。
- 主电路系统组合顺序图。
- 辅助电路电气原理图。
- 柜内元器件清单。
- 电路中电压，电流，时间等整定参数。
- 与产品正常使用不符的其他特殊要求。

## PRODUCT STRUCTURE

- All of types of the product, including main circuit scheme No. and auxiliary circuit scheme No.
- Combined sequential diagram of main circuit system.
- Electrical schematic diagram of auxiliary circuit.
- The list of components in the switchgear .
- Rated parameters for voltage, current and time in the circuit .
- Other special requirements by clients.

## ○ 技术参数 TECHNICAL PARAMETERS

### 电气性能 Electrical performance

序号 NO.	项目	DESCRIPTION	单位 UNIT	参数 PARAMETERS
1	额定绝缘电压	Rated insulation voltage	V	660V 1000V
2	额定工作电压	Rated operational voltage	V	400V 690V
3	主母线最大工作电流	Main busbar max working current	A	6300A
4	主母线短时（1s）耐受电流	Main busbar short-time withstand current	KA	100KA（有效值）(effective value)
5	主母线短时峰值电流	Main busbar peak withstand current	KA	220KA（最大值）(effective value)
6	配电母线 （垂直母线）	最大工作电流	A	1600A
7	短时耐受电流	Power distribution busbar (Vertical busbar) Short-time peak withstand current	A	85KA
8	防护等级	Protective level		IP30对大于Φ2.5mm固体防护 The protection of IP30 to over Φ2.5mm solid IP40对大于Φ1.0mm固定防护 The protection of IP40 to over Φ1.0mm solid IP54对尘埃和任意方向飞溅作防护（订购IP54防护等级时应与制造厂协商） The protection of IP54 against dust and random-direction spill (Negotiate with the manufacturer when order the IP54 protective level)

# MNSX

## 低压抽出式开关柜

### MNSX L. VOLTAGE WITHDRAWABLE SWITCHGEAR

#### ○ 产品概述

- 本装置是一种用标准模件组装的组合式低压开关柜，本装置适用于交流50~60Hz，额定工作电压690V及以下的供电系统，用于发电、配电、电能转换盒和电能消耗设备的控制。
- 本装置符合IEC61439-1和GB7251.1《低压开关成套设备》国家标准。

#### GENERALS

- The switchgear is a compact low voltage switchgear factory-assembler with standard modulated parts, suitable for use in AC 50~60Hz, rated voltage up to 660V power distributing system of power generating plants, substations and other industries as energy-switching and load control equipment.
- The switchgear meets with IEC61439-1, and “Low voltage switchgear and control equipment” of GB7251.1 the national standard.



#### ○ 正常使用条件

- 周围空气温度不高于+40℃，不低于-5℃，24小时内平均温度不得高于+35℃，超过时，需根据实际情况降容运行。
- 户内适应，使用地点的海拔高度不得超过2000m。
- 周围空气相对湿度在最高温度为+40℃时不得超过50%，在较低温度时允许有较大的相对湿度，如+20℃为90%，应考虑到由于温度的变化可能会偶然产生凝露的影响。
- MNSX安装时与垂直面的倾斜度不超过5度，且整组柜列相对平整（符合GBJ232-B2标准）。
- MNSX应安装在无剧烈震动和冲击以及使电器元件受到不应有腐蚀的场所。
- 用户有特殊要求时，可以与本公司协调解决。

#### OPERATION CONDITIONS

- Ambient temperature: Max. +40°C; Min. -15°C; average temperature shall not be higher than +35°C during 24h.
- Altitude shall be not higher than 2000m.
- Climate conditions shall be clear and relative humidity shall be not higher than 50% at Max. 40°C, but at lower temperature, it is possible to have higher humidity, i.e. 90% at 20°C.
- Installation gradient of MNSX switchgear shall be not over 5 degree during installation. All switchgear shall be leveled up in a line (according to GBJ232-B2 standard).
- MNSX switchgear applies to the place where is no heavy vibration, risk of explosion, fire, conductive dust and corrosive gas.
- For special requirement, please connect with us for discussion.

#### ○ 柜体结构

- 开关柜柜体基本结构是由C型型材装组，C型型材是E=25mm为模数安装孔的钢板弯制而成，全部柜架及内层隔板都作镀锌钝化处理，四周门板，侧板则作静电喷涂。
- 柜体可以正面操作靠墙安装，也可双面操作。

#### PRODUCT STRUCTURE

- The switchgear construction is made of “C” fabricated grouped parts. “C” fabricated grouped parts are made of steel plate after being bended with assembling holes in modular E=25mm. All doors and side paltes are coated with paint.
- The enclosure can not only be installed against wall with front operation, also double sides operation.

## ○ 产品特点

- 本抽出式开关柜为近期开发新产品，其技术水平达到国际先进水平。
- 设计紧凑：以较小的空间能容纳较多的功能单元。
- 结构通用性强，组装灵活：以25mm为模数的C型型材能满足各种结构形式、防护等级及使用环境的要求。
- 采用标准模块设计：分别可成保护、操作、转换、控制、调节、测定、指示等标准单元，用户可根据需要任意选用组装。
- 安全性：主母线、功能单元、电缆室严格分割，有效加强防护安全性能。
- 压缩场地：三化程度高，可大大压缩储存和运输预制件的场地。
- 装配方便：不需要特殊复杂工具。

## PRODUCTS FEATURES

- This drawable switchgear is a newly developed product, having technical technology of international advanced level of 1990' s.
- Compact designed construction: The construction is of small space contenting several functional units.
- Strong universal-use capability and flexible assembly: "C" shaped fabricated materials made in modular in E=25mm can meet various kind of requirements for constructions, protective degree and operational environment.
- Adopt a standard modular block design: The construction can be grouped into protecting, operating, changeover, controlling, adjusting, measuring, indicating units and other standard units.
- Security: use a lot of high mechanical strength fire resistance engineering plastic grouped parts, have been effectively enhanced protection and safe of the switchgear.
- Decrease occupied area: Having 3-high advances that greatly decrease area: Having 3-high advances that greatly decrease storing and transporting areas.
- Convenient assembly: Do not use any special tools for installing the equipment.

## ○ 定货需知

- 产品的全部型号包括主电路方案号和辅助电路方案号。
- 主电路系统组合顺序图。
- 辅助电路电气原理图。
- 柜内元器件清单。
- 电路中电压，电流，时间等整定参数。
- 与产品正常使用不符的其他特殊要求。

## PRODUCT STRUCTURE

- All of types of the product, including main circuit scheme No. and auxiliary circuit scheme No.
- Combined sequential diagram of main circuit system.
- Electrical schematic diagram of auxiliary circuit.
- The list of components in the switchgear .
- Rated parameters for voltage, current and time in the circuit .
- Other special requirements by clients.

## ○ 技术参数 TECHNICAL PARAMETERS

### 电气性能 Electrical performance

序号 NO.	项 目	ITEM	单位 UNIT	参 数 PARAMETERS
1	额定绝缘电压	Rated insulation voltage	V	660V 1000V
2	额定工作电压	Rated operational voltage	V	400V 690V
3	主母线最大工作电流	Main busbar max working current	A	6300A
4	主母线短时（1s）耐受电流	Main busbar short-time(1s) withstand current	KA	100KA（有效值）(effective value)
5	主母线短时峰值电流	Main busbar peak withstand current	KA	220KA（最大值）(effective value)
6	配电母线 （垂直母线）	最大工作电流		
		Power distribution busbar (Vertical busbar) Max operating current	A	1600A
7		短时耐受电流		
		Power distribution busbar (Vertical busbar) Short-time peak withstand current	A	85KA
8	防护等级	Protective level		IP30对大于Φ2.5mm固体防护 The protection of IP30 to over Φ2.5mm solid IP40对大于Φ1.0mm固定防护 The protection of IP40 to over Φ 1.0mm solid IP54对尘埃和任意方向喷溅作防护（订购IP54防护等级时应与制造厂协商） The protection of IP54 against dust and random-direction spill (Negotiate with the manufacturer when order the IP54 protective level)

# GCS

## 低压抽出式开关柜

### LOW VOLTAGE WITHDRAWABLE SWITCHGEAR

#### ○ 产品概述

- GCS系列开关柜适用于工矿企业，三相交流频率50HZ，额定电压380V至660V，电力系统的一次配电和以异步电动机为主要控制对象的二次配电或控制设备，也适用于车站、码头，高层建筑尤其适用于发电厂，变电站，石油，化工，冶金，机械的群控系统和现场控制装置。厂矿企业，高层建筑等低压配电系统的动力，配电和电动机控制中心，电容补偿等的电能装换，分配与控制用。在大单机容量的发电厂，大规模石化等行业的低压动力控制中心和电动机控制中心等电力使用场合时能满足与计算机接口的特殊需要。
- 产品具有分断能力强，接通能力高，动热稳定性好，电器方案灵活，组合方便，系列性实用性强，结构新颖，防护等级高等特点，可以作为低压抽出式开关柜的换代产品使用。
- GCS符合IEC61439-1《低压成套开关设备和控制设备》，GB7251.1《低压成套开关设备》等标准。



#### GENERALS

- GCS low voltage switchgear is an advanced cubicle with high technical performances, widely applies to 3-phase, 50Hz, 380 ~ 660V power control system as power distribution or control equipment. The cubicle also can be applied to railway stations, ports and high buildings, especially to power generating plants, substations, petrol-industried and chemical industries as group control and local control equipment. Due to high automatization function, the cubicle can connect with computer for some specific operation as motor control center, distributing equipment.
- GCS product, as an advanced version for L. voltage withdrawable switchgear, has several obvious advantages of high breaking capacity, high making ability, good dynamical and thermal stability, various electric schemes, convenient combination and high-level protective degree.
- GCS cubicle is in compliance with requirements of following standards: IEC61439-1 "Low voltage complete switchgear & control equipment", GB7251.1 "Low voltage switchgear equipment".

#### ○ 正常使用条件

- 周围空气温度不高于+40℃，不低于-5℃，24小时内平均温度不得高于+35℃，超过时，需根据实际情况降容运行。
- 户内使用，使用地点的海拔高度不得超过2000m。
- 周围空气相对湿度在最高温度为+40℃时不得超过50%，在较低温度时允许有较大的相对湿度，如+20℃为90%，应考虑由于温度的变化可能会偶然产生凝露的影响。
- GCS安装时与垂直面的倾斜度不超过5度，且整组柜列相对平整(符合GBJ232-B2标准)。
- GCS应安装在无剧烈震动和冲击以及使用电器元件受到不应有腐蚀的场所。
- 用户有特殊要求时，可以与本公司协调解决。

#### OPERATION CONDITIONS

- Ambient temperature is not higher than +40℃, and less than -5℃. Average temperature is not higher than +35℃ during 24 hour.
- Altitude is not higher than 2000m.
- Relative humidity is not higher than 50% at Max. Temperature +40℃, but at lower temperature, it is possible to have higher humidity, i.e. 90% at 20℃.
- Installation gradient of GCS switchgear shall be not over 5 degree during installation. All switchgear shall be leveled up in a line(according to GBJ232-B2 standard).
- GCS switchgear applies to the place where is no heavy vibration, risk of explosion, fire, conductive dust and corrosive gas.
- For special requirement, please connect with us for discussion.



## ○ 产品型号及含义 TYPE EXPLANATION GCS-□□

封闭式开关柜	————	<b>G</b>	————	Enclosed switchgear
抽出式	————	<b>C</b>	————	Withdrawable
森源电器系统	————	<b>S</b>	————	Senyuan Elec. System
主电路方案代号	————	□	————	Code of main circuit scheme
辅助电路方案代号	————	□	————	Code of auxiliary circuit scheme

## ○ 定货需知

- 产品的全部型号包括主电路方案号和辅助电路方案号。
- 主电路系统组合顺序图。
- 辅助电路电器原理图。
- 柜内元器件清单。
- 电路中电压，电流，时间等整定参数。
- 与产品正常使用不符的其他特殊要求。

## PRODUCT STRUCTURE

- All product types shall be offered, including scheme codes of main circuit and auxiliary circuit.
- Combined sequence diagram of main circuit system.
- Schematic diagram of auxiliary circuit .
- The list of electrical components in the switchgear .
- Rated parameters of voltage, current and time in circuits.
- Other special requirements by clients.

## ○ 技术参数 TECHNICAL PARAMETERS

序号 NO.	项目	ITEM	单位 UNIT	参数 PARAMETERS	
1	额定主电路额定电压	Main circuit rated voltage	V	交流 Alternating Current 380 ( 660 )	
2	辅助回路额定电压	Assistant loop rated current	V	交流 Alternating Current 220、380      直流 Direct Current 110、220	
3	额定频率	Rated frequency	Hz	50	
4	额定绝缘电压	Rated frequency	V	660 ( 1000 )	
5	额定电流 Rated current	水平母线	Horizontal busbar	A	≤6300
		垂直母线	Vertical busbar	KA/IS	1600
6	母线额定短时耐受电流	Busbar rated short time withstand current	V/1min	50、80	
7	工频电压	Power frequency voltage		主回路 Main-loop 2500      辅助回路 Auxiliary loop 2000	
8	母线 Busbar	水平母线	Three-phases and four-wires type	A、B、C、N、PE	
		垂直母线	Three-phases and five-wires type	A、B、C、N、PE	
9	防护等级	Protective level		IP40、IP41、IP42、	
10	柜体尺寸 (高×宽×深)	Outline dimension ( W×D×H )		2200 × ( 600 × 800 × 1000 ) × ( 600 × 800 × 1000 )	

# GCK

## 低压抽出式开关柜

### LOW VOLTAGE WITHDRAWABLE SWITCHGEAR

#### ○ 产品概述

GCK 低压抽出式开关柜是我公司引进国内产品先进技术而开发的产品，适用于三相交流50Hz、60Hz额定工作电压380V，额定电流6300A及以下的三相四线制或三相五线制电力系统，广泛用于电厂、工矿企业、宾馆、建筑、港口等电力用户作为接受和分配电能之用。

#### GENERALS

GCK type of low voltage withdrawable switchgear is a new product developed by our company according to modern technology of advanced product in China, suitable for use in 3-phases and 4 wires or 3-phases and 5 wires Elec. power system of 3-phase, AC, 50Hz/60Hz, rated operating voltage 380V and rated current up to 6300A power distributing network of Elec. power generating plants, mining industries or enterprises, hotels, constructions or sea/air ports as Elec. Power receiving and distributing equipment.



#### ○ 正常使用条件

- 海拔高度: ≤2000米。
- 没有粉末、腐蚀和雨水侵袭的户内。
- 环境温度: 上限为 +40°C, 下限为 -5°C, 24h周期内测得的平均温度不超过 +35°C。
- 空气相对湿度不超过85%。
- 没有震动及颠簸, 且安装倾斜度不超过5度。

#### OPERATION CONDITIONS

- Altitude shall be not higher than 2000m
- There is no dust, corrosion or water in the switchgear
- Highest air temperature: +40°C, Lowest air temperature: -5°C, Daily average temperature: ≤35°C
- Relative humidity: ≤85%
- Installation angle of GCK switchgear shall be not over 5 degree

#### ○ 产品特点

- 技术参数 (见附表)。
- 主开关与母联开关可根据用户需要装设自投、切换装置。
- 馈电电路主开关具有瞬时和过载保护、用户需要可加装漏电保护。
- 电动机控制电路具有短路瞬时、过载、欠压释放及断相保护功能。
- 受电电路装有电流表、有功和无功电度表。250A及以上馈电电路可装或不装电流及电度表、其他大约37KW或60A的电路装有电流表。
- 事故时备有灯光和报警装置。

#### PRODUCTS FEATURES

- Technical parameters (see details in appendix).
- Bus automatic transfer system can be installed at main switch and bus coupler by requirement of customers.
- Main switch of feed circuit is provided with instantaneous and overload protective functions, and leakage protection can be offered as clients required.
- Motor control circuit has functions of short-circuit instantaneous, overload, undervoltage release and open-phase protection.
- Receiving circuit is fitted with current meters, active and reactive watt-hour meters.
- The switchgear is provided with lamp and alarm device for emergency indication.



## ○ 技术参数 TECHNICAL PARAMETERS

序号 NO.	项 目	DESCRIPTION	单位 UNIT	参 数 PARAMETERS	
1	符合标准	Accord with the standard		IEC61439-1; GB7251.1	
2	防护等级	Protective level		符合 IEC144和GB4942.2-85规定的IP40 Accord with IEC144 and GB4942.2-85 prescriptive IP40	
3	额定工作电压	Rated operational voltage	V	交流 Alternating current 380	
4	额定绝缘电压	Rated insulation voltage	V	交流 Alternating current 660	
5	控制电动机最大容量	Control motor max capacity	KW	300	
6	额定电流 Rated current	水平母线	Horizontal busbar	A	1600、2000 (2500)、(3150)、(4000)、(6300)
		垂直母线	Vertical busbar	A	400、630、800、1000、1250、1600
		受电电路	Receiving circuit	A	1000、1600、2000、(2500)、(3150)、(4000)、(6300)
		馈电电路最大电流	Supply circuit max current	A	630~4000
		一次按插件	Primary connector assembly	A	100、160、250、400、630
		二次安插件	Secondary connector assembly	A	15
7	额定短时 耐受电流 Rated short time with stand current	有效值KA/S	Effective value	KA/S	30、50、80
		峰值KA	Peak value	KA	63、105、176
8	耐压 ( V/min )	Withstand voltage	V/min	2500	
9	分断能力 ( KA )	Disjunction ability	KA	30、50、80	

# GDX(MNSX)

## 组合式开关柜

### GDX COMBINED SWITCHGEAR

#### ○ 产品概述

GDX (MNSX) 交流低压组合式开关柜，主要用于50-60HZ，额定电压660V及以下的供电系统，作为电站、工矿企业、高层楼宇、机场等的配电及动力控制。

#### GENERALS

GDX Type of AC. Low voltage compact switchboard is mainly used in 50-60HZ, rated voltage up to 660V power supplying systems of power generating plants, industries and enterprises, high building and airports as power distributing and control equipment.



#### ○ 正常使用条件

- 环境温度不高于40℃，不低于-5℃。
- 相对湿度在最高温度为40℃，不超过50%；在较低温度时允许有较高的相对湿度。
- 应在-25℃+50℃温度内运输和储存，在短时间（不超过24小时）温度可达+70℃。
- 海拔高度不超过2000米。
- 如有特殊使用条件，用户定货时提出。

#### OPERATION CONDITIONS

- Ambient temperature: Max. +40℃; Min. -5℃
- Climate conditions shall be clear and relative humidity shall be not higher than 50% at Max. 40℃, but at lower temperature, It is possible to have higher humidity
- The switchgear shall be stored and transported within following temperature: -25℃to +50℃, for short time (in 24 hours), it is possible to be up to 70℃
- Altitude shall be not higher than 2000m
- Any special operational conditions. Shall be put forward when offering

#### ○ 技术参数 TECHNICAL PARAMETERS

序号 NO.	项目	ITEM	单位 UNIT	参数 PARAMETERS
1	额定工作电压	Rated operational voltage	V	≤660V
2	母线额定工作电流 Busbar rated working current	水平母线	A	1000 1600 2500 4000 6300
		垂直母线	A	400 630 1000 2000
3	母线短时耐受电流1秒有效值	Busbar short-time withstand current (effective value in one second)	KA	50 80
4	母线峰值耐受电流	Busbar withstand current (peak value)	KA	105、176
5	外壳防护等级	Shell protective level		IP30、IP40
6	符合标准:	Accord with the standard		IEC-61439.1 GB7251.1

## ○ 产品特点

- GDX(MNSX)柜为金属外壳防护,基本骨架是E=25mm为模数安装孔的C型材,全部采用组合装配而成。
- 金属结构采用镀锌和粉末喷塑工艺,防腐能力强。
- 功能单元采用固定分隔式安装方式,检修安全,方便。
- 采用高强度阻燃型工程塑料组件,有效地加强防护安全性能。
- 柜内部母线可外套耐热、耐弧的绝缘套。
- GDX ( MNSX ) 可配有安装底座,安装时将底座直接焊接在槽钢上。
- GDX ( MNSX ) 柜可离墙安装,亦可靠墙安装。
- 可适应各种进出线方式。

## PRODUCTS FEATURES

- GDX (MNSX) switchgear is metal-clad structure for protection. Basic frame is assembled by materials with sealed modular installation hole, which has dimension of E= 25mm.
- The enclosure is provided with plastic-spraying & zinc-plated treatment with intense antiseptic performance.
- functional unit is fixed and installed, which is safe and convenient.
- In order to enhance protective performance, it is provided with high intense fire-retardant plastic parts.
- Inner busbars can be covered with insulating sleeve, which is heat-resisting and arc-tight.
- GDX ( MNSX ) is equipped with installation base, which shall be welded on U-steel directly.
- GDX ( MNSX ) switchgear can be installed against or out of wall.
- It applies to different modes of incoming and outgoing lines.

## ○ 结构特点

柜体由冷扎钢板加工成构件,用型材和三通连接器组装,每个柜体有五部分组成:母线室、电缆室、功能室、PE室和基础底座。

## PRODUCT STRUCTURE

The enclosure is made of cold rolling steel plates., assembled by profile and T-joint. Each switchgear is composed of 5 distinct zones for busbars, cable connections, components, PE, and base.

型号 TYPE	分类	SYSTEM
固定分隔式结构 Fixed dividing structure	固定分隔式功能单元中的元件均采用固定式安装。分隔单元小室可与抽屉结构混合安装。	Components those used in the fixed partitioned functional units are adopted of fixed type installation, partition type functional unit and 、 drawer type structure can be installed at the same switchgear simultaneity.

# GGD

## 交流低压配电柜

### AC L. VOLTAGE DISTRIBUTION CUBICLE

#### ○ 产品概述

- GGD型交流低压配电柜适用于发电厂、变电站、厂矿企业等电力用户作为交流50Hz，额定工作电压380V，额定电流4000A的配电系统中，做为动力、照明及配电设备的电能转换、分配及控制之用。
- GGD型交流低压配电柜符合IEC61439.1《低压成套开关设备和控制设备》。GB7251-1《低压成套开关设备》等标准。

#### GENERALS

- GGD AC L. voltage distributing switchgear is suitable for use in power distribution system of AC. 50Hz, rated voltage of 380V, rated current up to 4000A of electrical power plants, substations and enterprises as power and energy distributing or controlling switchgear.
- GGD AC L.A. switchgear meets standards of IEC61439.1: "L.V. switchgear and control cubicle" and GB7251-1: "L.V. complete switchgear equipment"



#### ○ 产品特点

- 周围空气温度不高于 +40°C，不低于 -5°C，24小时平均温度不得大于 +35°C。
- 户内安装使用，使用地点的海拔高度不超过2000米。
- 周围空气相对湿度在最高温度为 +40°C时不超过50%；在较低温度时允许有较大的相对湿度。
- 设备安装时与垂直面的倾斜度不超过5度。
- 设备安装在无剧烈震动和冲击的地方，以及不足使电器元件受到腐蚀的场所。

#### PRODUCTS FEATURES

- Ambient temperature is not higher than 40°C, and less than -5°C. Average temperature is not higher than +35°C during 24 hour
  - Altitude is not higher than 2000m
  - Relative humidity is not higher than 50% at Max. temperature +40°C, but at lower temperature, it is possible to have higher humidity
  - Installation gradient shall be not over 5 degree during installation
- GGD switchgear applies to the place where is no heavy vibration, risk of explosion, fire, conductive dust and corrosive gas

#### ○ 产品型号及含义

##### TYPE EXPLANATION

GGD-□-□-□

交流低压配电柜	—	<b>G</b>	—	AC. L.V. power distribution cubicle.
电力用柜	—	<b>G</b>	—	Electrical power cubicle
固定安装、固定接线	—	<b>D</b>	—	Fixed installation of electrical components and fixed wiring
辅助电路方案代号	—	□	—	Code of auxiliary circuit
主电路方案代号	—	□	—	Code of main circuit
设计序号：1-分断能力为15KA； 2-分断能力为30KA；3-分断能力为50KA	—	□	—	Design sequence 1-Breaking capacity up to 15KA; 2-Breaking capacity up to 30KA; 3-Breaking capacity up to 50KA

## ○ 技术参数 TECHNICAL PARAMETERS

序号 NO.	项目	DESCRIPTION	单位 UNIT	参数 PARAMETERS		
1	额定绝缘电压	Rated insulation voltage	V	AC660		
2	额定工作电压	Rated operational voltage	V	AC380		
3	额定最大工作电流深	Rated max operational current	A	4000		
4	额定短路强度 Rated short-circuit intensity	分段能力	KA	GGD1 15KA	GGD2 30KA	GGD3 50KA
		峰值耐受电流	KA	30KA	63KA	105KA

## ○ 柜体结构

- 柜体骨架采用8MF冷弯型钢局部焊接、拼接而成。其刚性及承载能力均达到电器元件的安装要求，并采用模数化安装孔E=20mm，柜宽分为600mm、800mm、1000mm。

## PRODUCT STRUCTURE

- Basic frame of the cubicle is assembled by 8MF fabric-cated steel. There are fixing holes E=20mm in the frame in module. The width of switchgear is 600mm、800mm or 1000mm.

## ○ 防护安装

- GGD柜体的设计防护等级为IP30-IP40，可根据安装场所的要求进行选择。

## THE DEGREE OF THE PROTECTION

- Protective degree ranges form IP30 to IP40, according to the selection from customers.

## ○ 安装使用

- 本产品为不靠墙安装，正面操作。
- 产品到达收货地点，首先应当检查包装是否完整无损，发现问题应及时通知有关部门，对于不能立即安装产品，应根据正常使用条件的规定，置于适当的场所。

## INSTALLATION AND APPLICATION

- The switchgear is front operation, and does not install depending on the wall.
- After the switchgear arriving at destination, packing boxes shall be checked if it is damaged. If yes, a recorder shall be sent to relevant department and analysis will be taken to find the relevant cause for future handling with.

# XL□-□□

## 动力配电箱

### POWER DISTRIBUTION BOX

#### ○ 产品概述

XL□-□□动力配电箱适用于交流50Hz，额定电压交流400V以下三相五线系统作动力照明配电用。本配电箱壳体分为户外和户内。

#### GENERALS

XL power distribution box applies to AC 50Hz, rated voltage up to AC 400V, 3-phase, 5-line electrical system as lighting and distributing equipment. This series of distribution box has indoor and outdoor types.



#### ○ 正常使用条件

- 海拔高度：≤2000m。
- 环境温度：上限为+40℃，下限为-5℃，在较低温度下，允许有较高的相对湿度。
- 设备安装在无剧烈震动和冲击的地方，以及不足使用电器元件受到腐蚀的场所。
- 设备安装时与垂直面的倾斜度不超过5度。
- 正面操作，可靠墙安装。

#### OPERATION CONDITIONS

- Altitude shall be not higher than 2000m
- Ambient temperature: Max. +40℃; Min. -5℃;and it is possible to have higher humidity at lower temperature
- The product applies to the place where is no heavy vibration, risk of explosion, fire, conductive dust and corrosive gas
- Installation angle of XL distribution box shall be not over 5 degree
- Front operation, and it can be installed against wall

#### ○ 产品型号及含义

##### TYPE EXPLANATION

XL□-□□

动力箱	XL	Power case
(F)为防尘 (W)为户外	□	(F)for dustproof,(W) for outdoor
设计序号	□□	Design No

# PZ30

## 照明配电箱

### LIGHTING DISTRIBUTION BOX

#### ○ 产品概述

PZ30系列终端组合照明配电箱适用于交流50Hz, 额定电压AC380V, 负载交流不大于100A的电路中, 作为对用电设备进行控制; 配电对线路的过载、短路、漏电、过电压等起保护作用。

#### GENERALS

PZ30 series of combined lighting distribution box applies to AC 50Hz, 380V, load alternating current up to 100A electrical equipment as controlling system, and has such functions as overload, short-circuit, leakage and overvoltage protection.



#### ○ 产品特点

PZ30系列终端组合电器箱由电器元件、外壳底箱、盖和透明门组成, 盖为阻燃材料, 并有足够的机械强度, 透明门上、下开启角度不小于90度, 且能自行卡住。

#### PRODUCTS FEATURES

PZ30 series of combined electrical box is composed of electrical components, enclosure, cover and transparent door. Cover is made of fire-retardant material, and possesses enough mechanical intensity. Transparent door can be self-stucked.

#### ○ 正常使用条件

- 海拔高度: ≤2000m。
- 环境温度: 上限为 +40°C, 下限为 -5°C。
- 空气的相对湿度在最高温度为 +40°C时, 不超过50%; 在较低温度下, 允许有较高的相对湿度。

#### OPERATION CONDITIONS

- Altitude shall be not higher than 2000m
- Ambient temperature : Max. +40°C.; Min. -5°C
- Climate conditions shall be clear and relative humidity shall be not higher than 50% at 40°C of Max. temperature, but it is possible to have higher humidity at lower temperature

#### ○ 产品型号及含义

#### TYPE EXPLANATION

PZ30□□

终端组合箱	——	<b>PZ</b>	——	Terminal combined cabinet
设计序号	——	<b>30</b>	——	Design No
表示箱体为明装	——	□	——	M stands for that the case is surface mounted.
外壳形式A、B、C、D	——	□	——	Shell type A、B、C、D
A、铁面铁底, 向上开门				A、Iron surface and bottom, Open to upside.
B、铁面铁底, 侧面开门				B、Iron surface and bottom, Open to side face.
C、不锈钢面, 向上开门				C、Stainless steel surface, Open to upside.
D、不锈钢底, 侧面开门				D、Stainless steel surface, Open to side face.



# CFW ( CCX6)

## 插接式母线槽

### TAP-OFF TYPE OF BUSBAR TRUNKING

#### ○ 产品概述

母线槽作为重要的电力分配系统，从70年代起，以其安全可靠、安装迅速方便的优异，性能在全国各地高层建筑及工业标准化厂房中得到了全面使用。本公司长期从事母线槽产品的研制和开发。我公司坚持精益求精、质量第一、服务第一的质量方针，采用独具匠心的设计、完整的加工工艺、严格的检验手段保证产品质量国内一流、领先一步。

#### GENERALS

As an important electric power distribution system bus duct is used extensively in high-rise buildings and industrial standardization factories for its security, convenience, and excellent performance since 70s. Our company has been engaging in researching and developing of bus duct. Our company advocate the policy of refine on technology, best quality, and service first. High-quality is guaranteed by original design, perfect processing technic, and strict test method.



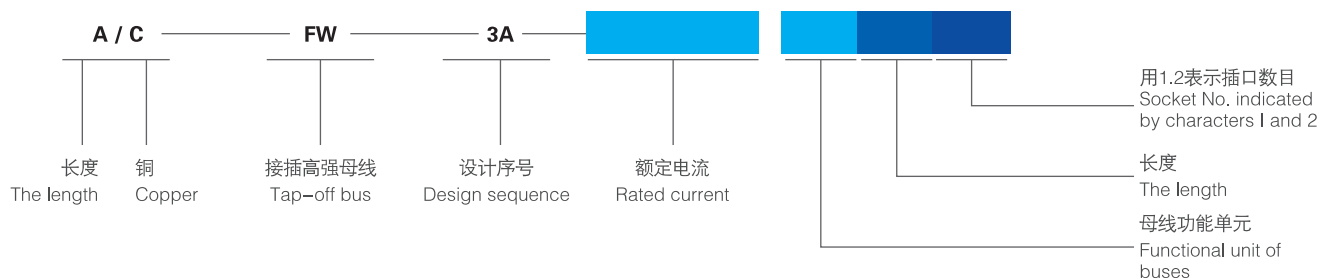
#### ○ 主要结构

- 插接式母线槽为交流三相四线制，频率0-60Hz，额定电流为25-6300A，主要作为工矿、企事业和高层建筑中辅送额定电压在660V以下的供配电设备。
- 母线槽应保证在下列条件下可靠地工作：
  - > 海拔高度不超过2000米。
  - > 周围空气温度不高于 + 40℃，及不低 - 5℃。
  - > 相对湿度在最高温度 + 40℃时，不超过50%，当温度较低时允许有较高的相对湿度如 + 20℃时为90%。
  - > 在无爆炸危险介质中，且介质中无足以腐蚀金属盒破坏绝缘的气体 and 尘埃（包括导电尘埃）。

#### PRODUCT CONSTRUCTION

- CFW air tap-off type busbar trunking is suitable for used in AC 3-phase, 4-line, 0-60Hz, 25-6300A distributing system as supply and distribution equipment with rated voltage under 660V in large sited of industrial enterprises and high buildings.
- Busbar trunking shall be guaranteed to use against wall under the following conditions:
  - > Altitude is not higher than 2000m.
  - > Ambient temperature is not higher than 40℃, and less than -5℃ .
  - > Relative humidity is not higher than 50% at Max. temperature + 40℃, but at lower temperature, it is possible to have higher humidity, i. e. 90% at 20℃.CFW busbar trunking applies to the place where is no heavy vibration, risk of explosion, fire, conductive dust and corrosive gas.

#### ○ 产品型号 TYPE EXPLANATION



## ○ 产品特点

- 母线槽各项性能符合IEC61439-2、GB7251.2。
- 母线槽能在额定电流及110%的额定电压下长期正常工作。
- 母线槽外壳采用辊压型材组装，导电排采用经济电流密度，使其能承受较强的电动应力和热应力。
- 母线槽导电排包覆多层绝缘材料，能承受3750V的工频耐压，历时1min无击穿和闪络现象。
- 在周围空气温度为 $20 \pm 5^{\circ}\text{C}$ ，相对湿度为50-70%的常态下其每节绝缘电阻不低于 $20\text{M}\Omega$ 。
- 母线槽采用高强全封闭结构，防护等级可达到IP40。
- 母线槽插接箱与母线槽的插拔次数不少于200次。

## PRODUCTS FEATURES

- Each characteristic of busbar trunking is in accordance with IEC61439-2、GB7251.2standards.
- Busbar trunking can be normally operated at rated current and 110% rated voltage.
- Busbar enclosure will be assembled by rolling sections. Conductive duct will be assembled by economical current density, and can stand heavier electrical stress and thermal stress.
- Conductive duct will be covered many layers of insulated material, and can stand power frequency withstand voltage rated at 3750V, free of flashing and breaking through in one minute.
- When ambient temperature is at  $20 \pm 5^{\circ}\text{C}$  and relative humidity is at 50 ~ 10%, each insulated resistance will not less than  $20\text{M}\Omega$ .
- Busbar trunking will be used of full enclosed structure, and production degree can come up to IP40.
- Plug in and out times of busbar trunking and its tap-out box will not fewer than 200.

## ○ 母线能承受表 THE TECHNICAL DATA ABOUT BEARING CAPACITY OF BUSBAR

母线槽额定电流 $I_e$ (A) BUSBAR RATED CURRENT $I_e$ (A)	IS短时耐受电流有效值 $I_{cw}$ (KA) SHORT TIME WITHSTAND CURRENT EFFECTIVE VALUE FOR IS: $I_{CW}$ (KA)	功率因数 $\cos \Phi$ POWER FACTOR $\cos \Phi$	峰值电流与短时耐受电流之比 $n$ THE RATION OF PEAK VALUE CURRENT AND SHORT-IN WITHSTAND CURRENT $n$
100-200	12	0.3	2
250-630	15		
800-1600	30	0.25	2.1
2000-3150	50		
4000-5000	80	0.2	2.2

# XQJ

## 系列电缆桥架

### SERIES OF CABLE SUPPORT

#### ○ 产品概述

- XQJ系列桥架系列桥架适用于10KV以上的电力电缆、控制电缆、照明配线等室内、室外架空电缆沟、隧道的敷设。
- 我公司的XQJ系列桥架具有品种全、强度大、结构轻、造价低、施工简单、安装标准、外型美观等特点。
- XQJ系列桥架壳水平、垂直敷设，可转角T字型、十字型分支、可调高、调宽、变径。

#### GENERALS

- XQJ series of cable trays apply to the indoor and outside laying of power cable, control cable and lightning line with 10KA above.
- Cable trays have many advantages such as complete categories, wide application, high tension, light structure, low price, easy installation, flexible wiring, standard installation and beautiful appearance. It is convenient for your technical improvement, cable enlarge and maintenance.
- XQJ series of cable trays can be laid horizontally, vertically and be raised with angle, T or cross branches. The height, width and diameter can be adjusted.

#### ○ 安装附件

电缆桥架安装托臂支架，根据支撑力的不同分工字钢、槽钢、角钢立柱，并配套TB-1，TB-2，TB-3，TB-4四种托臂，供固定桥架专用。

#### INSTALLATION ACCESSORIES

Cable tray is provided with bracket arm holders. According to distinct support powers, holders are divided into 4 kinds of bracket arms: I-steel, channel steel and angle steel column, fitted with TB-1, TB-2, TB-3 and TB-4 types of bracket arms for fixing tray.

#### ○ 定货须知

订购电缆桥架及其连接件和固定托臂支架时，请详细填写名称、型号、规格、数量、表面处理要求及分段说明，若有特殊要求或不规则型号，需提供图样，由我公司协助设计。

#### ORDERING INFORMATION

When ordering cable trays, connection parts and fixed holders, please give details of ordering information, such as product items, models, specifications, quantity and surface treatment requirement.

#### ○ 产品型号及含义

##### TYPE EXPLANATION

##### XQJ-form type specification

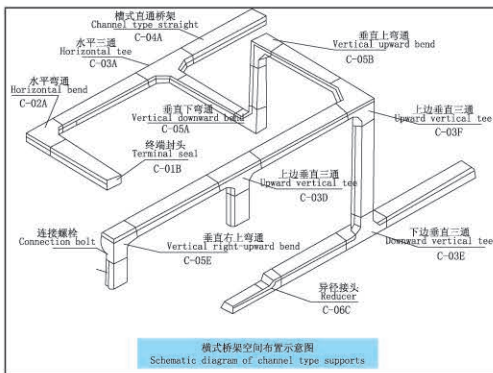
表示汇线系列	————	<b>XQJ</b>	————	For line-sink series
表示结构形式 (T为梯级式、P为托盘式、C为槽式)	————	<b>FORM 形式</b>	————	For structure form (T for rundle type, P for salver type, C for trough type)
表示类别种类序号(数字+英文)	————	<b>TYPE 类别</b>	————	For type No.(in number and letter)
表示规格或规格序号(数字)	————	<b>Specifi- -cation 规格</b>	————	For specification or specification No.(in number)

## ○ XQJ-c型槽式电缆桥架

XQJ-c型槽式电缆桥架式一种全封闭型电缆桥架。它适用于敷设计算机电缆、通信电缆。热电偶电缆及其高灵敏的控制电缆等。它对控制电缆的屏蔽干扰和重腐蚀环境中电缆的防护都有较好的效果。

### XQJ MODEL CHANNEL CABLE TRAY

XQJ-c model channel cable tray is one fully enclosed cable tray, including flatness and height types. It's best to lay computer cable, communication cable, thermocouple cable and other control cables of high sensitive systems, etc. It can screen disturbance for control cable and protect cable from corrosion in seriously corrosion environment effectively



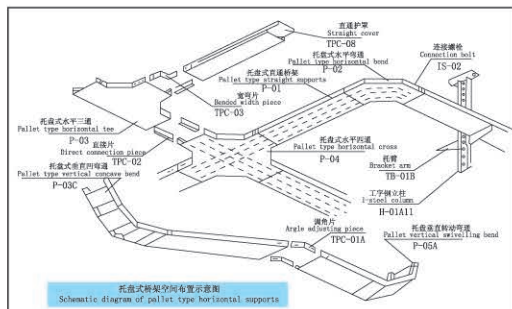
NO.	TYPE	WIDTH	HEIGHT	WEIGHT
1	C-01-2010	200	100	28.32
2	C-01-2015	200	150	39.20
3	C-01-3010	300	100	39.20
4	C-01-3015	300	150	42.03
5	C-01-4010	400	100	19.20
6	C-01-4015	400	150	56.32
7	C-01-4020	400	200	65.53
8	C-01-5010	500	100	57.65
9	C-01-5015	500	150	62.32
10	C-01-5020	500	200	75.47
11	C-01-6010	600	100	66.20
12	C-01-6015	600	150	70.20
13	C-01-6020	600	200	85.19
14	C-01-8010	800	100	82.30
15	C-01-8015	800	150	94.61
16	C-01-8020	800	200	105.49

## ○ XQJ-P型托盘电缆桥架

XQJ-P型托盘电缆桥架式石油、化工、电力、轻工、电视、电讯等方面应用最广的一种。它具有重量轻、载荷量大、造型美观、结构简单、安装方便等优点。它既适用于动力电缆的安装，也适用于控制电缆的敷设。

### XQJ-P SERIES OF PALLET CABLE TRAYS

XQJ model pallet cable type is widely used in the fields of petroleum, chemical industry, electrical power, light industry, television and communication, etc. It not only applies to the laying of power cables, but also control cables with outstanding advantages: light weight, heavy load, reasonable construction, simple structure and easy mounting etc.



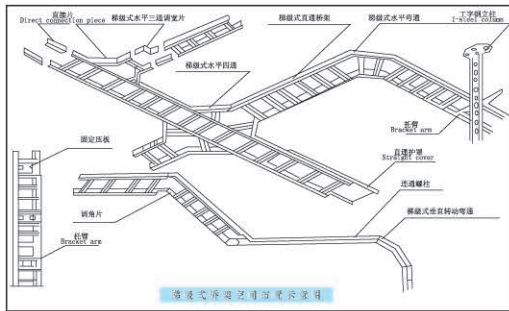
NO.	TYPE	WIDTH	HEIGHT	WEIGHT
1	P-01-2010	200	100	25.96
2	P-01-2015	200	150	31.14
3	P-01-3010	300	100	30.50
4	P-01-3015	300	150	36.27
5	P-01-4010	400	100	47.00
6	P-01-4015	400	150	53.83
7	P-01-4020	400	200	60.66
8	P-01-5010	500	100	53.84
9	P-01-5015	500	150	59.68
10	P-01-5020	500	200	66.51
11	P-01-6010	600	100	51.75
12	P-01-6015	600	150	67.61
13	P-01-6020	600	200	74.44
14	P-01-8010	800	100	74.30
15	P-01-8015	800	150	86.84
16	P-01-8020	800	200	99.38

## ○ XQJ-T型梯级式电缆桥架

本产品具有重量轻、成本低、造型别致、安装方便、散热、透气性女子等优点，它适用于一般直径较大电缆的敷设。特别适用于高、低压动力电缆的敷设。

### XQJ-T SERIES OF LADDER CABLE TRAYS

This series of product can apply to the laying of cables with bigger diameter, especially high and low voltage power cables, also has outstanding advantages: light weight, low cost, reasonable construction, easy installation, heat emission and good permeability, etc.



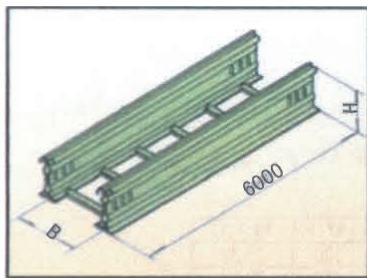
NO.	TYPE	WIDTH	HEIGHT	WEIGHT
1	T-01-2010	200	100	17.41
2	T-01-2015	200	150	25.91
3	T-01-3010	300	100	18.57
4	T-01-3015	300	150	27.07
5	T-01-4010	400	100	22.72
6	T-01-4015	400	150	28.22
7	T-01-4020	400	200	33.72
8	T-01-5010	500	100	23.88
9	T-01-5015	500	150	39.38
10	T-01-5020	500	200	34.88
11	T-01-6010	600	100	28.16
12	T-01-6015	600	150	31.03
13	T-01-6020	600	200	36.53
14	T-01-8010	800	100	35.44
15	T-01-8015	800	150	41.66
16	T-01-8020	800	200	49.16

## ○ XQJ大跨距系列桥架

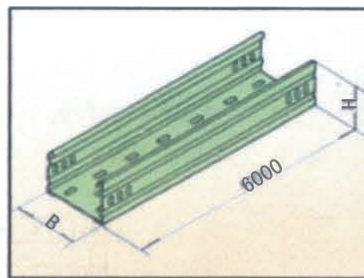
- DJ型大跨距桥架可分为梯级式、托盘式、槽式，分别用于T、P、C表示。
- 支撑间距≤8米。
- DJ型大跨距桥架可分为单变、双边。即A型、B型。

### XQJ LARGE-SPAN CABLE TRAYS

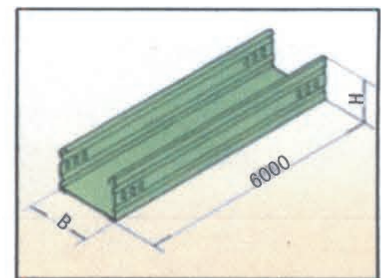
- DJ series of large-span supports can be divided into ladder, pallet and channel models, showed by T, P, C respectively.
- Bridging pieces: ≤8 meters.
- DJ series of large-span supports have single side (A-type) and double sides (B-type).



大跨距梯式桥架  
Large-span ladder type cable tray



大跨距托盘式桥架  
Large-span pallet type cable tray



大跨距槽式桥架  
Large-span channel type cable tray

## ○ XQJ系列桥架

本系列产品可水平、垂直敷设，可转角、T字形、十字形、十字形分支、可调度、调高、变径等。我公司可提供水平弯通、垂直弯通、水平三通、垂直三通、四通等转向弯通桥架。

### XQJ large-span cable trays

This series of cable trays can be laid horizontally, vertically and be rised with angle, T or cross branches. The height, width and diameter can be adjusted. It can be also provided with series of bend supports, such as horizontal bend, vertical bend, horizontal tee, vertical tee, cross, etc.



# SIVACON 8PT

## 低压交流成套开关设备（抽出式、固定分隔式）

### SIVACON 8PT LOW-VOLTAGE AC SWITCHGEAR ASSEMBLIES (Withdrawable, Fixed-separation)

#### ○ 产品概述

SIVACON 8PT低压开关设备是德国SIEMEN公司于九十年代中期推出的新一代成套设备，它集高可靠、经济实用性、安全性和智能化于一体，以崭新的面貌出现在供配电的各个领域，广泛应用于电力工程、化工石油、重工业和公共建筑系统。本公司是德国SIEMENS公司长期技术合作伙伴，并获得其SIVACON 8PT商标使用权和销售权，德国SIEMENS公司向本公司提供了SIVACON 8PT智能型开关柜的全套技术资料、制造工艺及设计软件。

#### GENERALS

SIVACON 8PT low voltage switchgear equipment is a new generation of German SIEMEN company launched in mid 90s, it sets the high reliable, economical and practical, safety and intelligence in one, with a new look in all fields of power supply, widely used in petroleum, chemical engineering, electric power heavy industry and public building system. The company is Germany SIEMENS company's long-term technical cooperation partners, and obtain the right to use the trademark SIVACON 8PT and the right to sell, the German company SIEMENS to the company provides a full set of technical data, SIVACON 8PT intelligent switchgear manufacturing technology and design software.



#### ○ 正常使用条件

- 短时最高温度+40℃，24小时最高平均温度+35℃，最低温度-5℃；
- 对测量、计量仪表和保护继电器等工作条件、应按制造厂提供的特殊指示；
- 正常工作时气候环境按IEC61439-1，GB7251的规定设计。周围环境相对湿度在40℃时为不大于50%；
- 开关设备户内安装地点的条件应符合相应标准要求。如会产生凝霜的场合，开关设备中应加通风或加热灯措施；
- 开关设备安装高于海拔2000m以上，工作环境温度高于上述环境温度时，设备要相应降容运行。

#### OPERATION CONDITIONS

- The highest short-term temperature is +40 degrees centigrade, the highest average temperature is 24 hours +35, and the lowest temperature is -5 centigrade;
- The working conditions of measuring, measuring instruments and protective relay shall be specified according to the special instructions from the manufacturer;
- Normal working climate and environment are designed according to IEC61439-1 and GB7251 regulations. The relative humidity of the surrounding environment is not greater than 50% at 40 degrees centigrade;
- Conditions for indoor installation of switchgear shall be in line with the corresponding standard requirements. Such as the frost of the occasion, ventilation and heating should be added light switch equipment measures;
- When the working environment temperature is higher than the above environmental temperature, the equipment should be installed at a lower volume than 2000m above the altitude.

## ○ 产品特点

- 镀锌的SIVACON柜体框架由牢固的钢板型材相互连接而构成，其骨架尺寸精确和稳固。
- 使用热镀锌板能确保长期抗腐蚀，并安全接地；护板及门的粉末喷涂防止了在运输，安装和运行中的损坏。
- 通过型式试验的低压配电装置（TTA）
- 所有抽出式单元有标准的操作界面。
- 可与profibus DP通讯，构成智能化开关柜。
- 器件隔离室的深度尺寸大，适用于各种安装。
- 模数化的功能组件可任意组合采用侧面通用柜体母排，可以快速进行改装。
- 断路器可采用抽屉式或插拔式，在整柜不带电时，可顺利的更换功能单元。
- 根据需要，将功能隔离室进行分隔，安装补加单元。

## PRODUCTS FEATURES

- The SIVACON cabinet frame of galvanized steel is composed of solid steel profiles which are connected with each other.
- The use of hot galvanized plate to ensure long-term corrosion resistance, and safety grounding; support plate and powder spraying to prevent damage during transportation, installation and operation.
- Low voltage switchgear (TTA) by type test
- All extraction units have a standard operating interface.
- Can communicate with PROFIBUS DP, constitute an intelligent switch cabinet.
- The size of the isolation chamber is large, suitable for all kinds of installation.
- Modular functional unit can be freely combined with lateral universal cabinet busbar, can quickly be modified.
- The circuit breaker can adopt the drawer type or the plug and pull type, and can replace the function unit smoothly when the whole cabinet is not charged.
- According to the requirement, the functional isolation chamber is separated and the unit is added.

## ○ 技术参数 TECHNICAL PARAMETERS

### 外型尺寸 OUTLINE DIMENSION

宽	wide	mm	600、800、1000、1200
深	deep	mm	600、800、1000、1200
高	high	mm	2200

序号 NO.	项目	ITEM	单位 UNIT	参数 PARAMETERS
1	额定绝缘电压	Rated insulation voltage	V	AC1000V
2	额定工作电压	Rated working voltage	V	690V
3	额定频率	Rated frequency	Hz	50Hz
4	主母线最大工作电流Ic	Maximum working current of main busbar Ic	A	7400A
5	额定峰值耐受电流	Rated peak withstand current	kA	375kA
6	额定短时耐受电流Is	Rated short-time withstand current Is		150kA, 1S 120A, 3s
7	垂直母线最大工作电流Ie	Max working current of vertical bus Ie	A	630A
8	额定峰值耐受电流	Rated peak withstand current	kA	250kA
9	额定短时耐受电流Is	Rated short-time withstand current Is		65kA, 1S 50A, 3s
10	额定电压	Rated voltage		AC 220V/AC 380V
11	外型尺寸 (宽×高)	Overall dimensions (w × h)	mm	600/800/1000/1200 × 2200



# PDJP-0.4

## 智能化低压综合配电箱（JP柜） INTELLIGENT LOW-VOLTAGE INTEGRATED DISTRIBUTION BOX (JP CABINET)

### ○ 产品概述

公用变台智能化低压综合配电箱（JP柜）适用于广大农村配电变压器，额定频率交流50Hz，额定工作电压400V，额定电流630A及以下的配电系统中，户外柱上安装使用。作为电能分配、电能计量、电能信息采集与监控、测量(PDK)、无功补偿和保护之用的综合低压设备。（是我公司根据国家电网智能化建设的要求，在原JP柜基础上研制开发的智能化新产品，该产品不仅具有原JP柜适用于广大农村的产品特点，更具有了智能电网要求的电能信息采集与监控，电网负荷控制管理等功能，是城乡电网的更新换代产品）



### GENERALS

Public transformer intelligent low-voltage comprehensive distribution box (case JP) applied in the rural power distribution transformer, AC rated frequency 50Hz, rated voltage 400V, rated current 630A and below power distribution system, the installation and use of outdoor column. Integrated low voltage equipment for power distribution, electric energy metering, electric energy information collection and monitoring, measurement (PDK), reactive power compensation and protection. Our company is (according to the national smart grid construction requirements, based on the original JP cabinet on the research and development of new intelligent products, the product not only has the characteristics of products, the original JP cabinet is applicable to the vast rural areas with more intelligent power requirements of power monitoring and control, information collection and management of power grid load function is replacement of urban and rural power grid update)

### ○ 主要技术参数

- 额定工作电压：400V
- 额定绝缘电压：660V
- 额定频率：50Hz
- 容量：100、125、160、200、250、315kVA，具体规格以订货合同为准。
- 绝缘电阻： $\geq 4M\Omega$
- 介电强度：主回路相对地为2.5kV，1分钟。辅助回路对地为2.5kV，1分钟。
- 防护等级：IP33
- 系统接地方式：中性点直接接地（TT系统）。

### TECHNICAL CHARACTERISTICS

- Rated working voltage: 400V
- Rated insulation voltage: 660V
- Rated frequency: 50Hz
- Capacity: 100, 125, 160, 200, 250, 315kVA, the specific specifications to order contract.
- Insulation resistance: 4M ohm
- Dielectric strength: the main circuit is 2.5kV, 1 minutes. Auxiliary circuit to ground for 2.5kV, 1 minutes.
- Protection level: IP33
- System grounding mode: neutral grounding (TT system).

## ○ 结构特点

- 配电箱的箱体采用镀锌角钢骨架，外敷不锈钢板，箱体表面无眩目反光，配电箱体能够防雨、防尘、防盗、防漏电、防雷击、防电磁干扰，有足够的强度确保运输和安装过程中不会变形。
- 变台综合配电箱按照不同变压器容量安装配电监测及无功补偿一体式控制器(100kVA及以上变台安装)、测量电流互感器、计量电流互感器、HR系列隔离刀闸，高分断自动重合闸漏电综合保护出线开关、复合型固态继电器、进出线端子等电器元件。

## PRODUCT FEATURE

- The distribution box is made of galvanized angle steel skeleton, external stainless steel plate, the surface of the box body without glare reflective, distribution box can rain, dust, anti-theft, anti leakage, anti lightning, anti electromagnetic interference, have enough strength to ensure no deformation during transportation and installation.
- Transformer integrated distribution box according to different transformer installation capacity of power distribution monitoring and reactive power compensation integral controller (100kVA and above transformer installation), measuring current transformer, current transformer, HR series disconnecter, high breaking automatic reclosing leakage comprehensive protection outlet switch and composite solid state relay, import terminals etc. electrical components.

# XJM

## 数据中心服务器电源高精智能化管理系统

### 精密配电柜-XJM

### HIGH PRECISION INTELLIGENT MANAGEMENT SYSTEM FOR DATA CENTER SERVER POWER SUPPLY

### PRECISION DISTRIBUTION CABINET-XJM



#### ○ 产品概述

由于数据中心变得更加关键和更加复杂，随着发展对电源的要求越来越苛刻，任何供电故障都可能导致IT设备宕机、程序终止、数据受损或丢失而造成不可弥补的损失，仅依靠猜测来监测部署情况将是灾难性的。因此，必须提前综合考虑设备、运行、维护流程及实施方案等多个方面来预防所有可能发生的故障。

精密配电柜XJM为管理者提供整个电源系统前所未有的可见性，该系统适用于电信、金融、政府及IT等IDC数据中心或工业企业等重要用户，为网络服务器等重要设备提供电力分配、配电回路保护、计量、管理与计算机接地等服务，用于供电可靠性要求高的不间断供电领域。

#### GENERALS

Because the data center becomes more and more important and more complex, with the development of power increasingly stringent requirements, any power failure may lead to IT equipment downtime, the program terminates, the data is corrupted or lost caused irreparable loss, only rely on speculation to monitor the situation of the deployment will be disastrous. Therefore, it is necessary to take into account all aspects of equipment, operation, maintenance process and implementation plan in advance to prevent all possible failures.

Pursma-PMS provides visibility into the entire power system for the management of the hitherto unknown, the system used in telecommunications, finance, government and IT IDC data center or other important users of industrial enterprises, power distribution, power distribution circuit protection, measurement, management and computer ground services such as network servers and other important equipment for power supply, high reliability uninterruptible power supply field.

#### ○ 主要技术参数

- 最大输入电流 (A) 400A
- 最大输出功率 (kW) 277
- 最大安装回路数84个分支回路 (单级)
- 环境平均温度35°
- 相对湿度0-95%，不冷凝。
- 最大海拔高度≤2000m
- 外形尺寸600(1200)×2000(2500)×300(600、1200)  
(宽×高×深)

#### TECHNICAL CHARACTERISTICS

- Maximum input current (A) 400A
- Maximum output power (kW) 277
- Maximum number of installation loops 84 branch circuits (single stage)
- The average temperature is 35 degrees
- The relative humidity 095%, non condensing.
- The maximum altitude is less than 2000m
- Dimensions 600(1200)×2000(2500)×300(600、1200) (w × w × h)

## ○ 产品特点

- 完善的监控系统：测量完整的电气信息，为供电系统提供有效管理及风险预警

主回路监测参数

三相输入电压、电流、频率视在功率、有功功率、无功功率、功率因数电流谐波畸变率、电压谐波畸变率、负载率、当前需量、最大需量、电能断路器状态等

分支回路监测参数

支路电流、功率、功率因数当前电流/功率需量、最大需量支路电能（可根据客户需要按月计量）支路开关状态等

系统监测参数

零线电压、电流系统运行时间

浪涌保护器可用状态

柜内温度及湿度等

- 先进的报警功能：多层报警设置可以预防潜在的故障，以保证提前采取措施响应

报警参数

欠压、过压、过流限位报警

断路器状态异常报警

支路负载两段阈值报警

注：报警阈值可自定义灵活设定

- 高精度、宽量程：提供精确的计量数据的同时满足多方面的需求

主进线测量精度：0.5%~1%

分支出线回路：2%~4%

优秀的低电流工作特性，当电流低至0.25A时，仍能保持高精度测量

分支回路CT最大测量至100A（100A以下可调节），可满足对刀片式服务器电源的监测

- 高性能、高集成化：良好的性能及高集成化产品，很好的保证了设备运行更加稳定、安全先进的电源监测装置

防护等级：IP30/31/40

## PRODUCTS FEATURES

- Perfect monitoring system: to measure the complete electrical information, provide effective management and risk warning for power supply system

Main loop monitoring parameters

The three-phase input voltage, current, frequency of apparent power, active power, reactive power, power factor, harmonic distortion, voltage harmonic distortion rate, load rate, the required amount, maximum Demand, power circuit breakers etc.

Branch loop monitoring parameters

Branch current, power, power factor current current / power demand, the maximum demand branch power (according to the customer needs to be measured monthly) branch switch state, etc.

System monitoring parameters

Zero line voltage and current system running time

Surge protector available state

Temperature and humidity inside the cabinet

- Advanced alarm function: multi-layer alarm settings can prevent potential failures, to ensure that measures taken in advance to respond

Alarm parameters

Undervoltage, overvoltage, overcurrent limit alarm

Circuit breaker abnormal state alarm

Branch load two segment threshold alarm

Note: alarm threshold can be customized and flexible

- High precision, wide range: to provide accurate measurement data while meeting the needs of many

Main line measurement accuracy: 0.5%~1%

Branch outlet circuit: 2%~4%

Excellent low current operating characteristics, when the current is as low as 0.25A, still can maintain high accuracy measurement

The branch loop CT can be adjusted to 100A (below 100A), which can meet the requirement of blade server power supply

- High performance, high integration: good performance and high integration of products, a good guarantee for the operation of the equipment more stable, safe and advanced power monitoring device

Protection grade: IP30/31/40









**安徽中电兴发与鑫龙科技股份有限公司**  
**Anhui Sinonet & Xinlong Science & Technology Co., Ltd**

**安徽鑫龙电器股份有限公司**  
**Anhui Xinlong Electrical Co.,Ltd**

地址：安徽省芜湖市九华北路187号

邮编：241008

电话：0553-5772 678

传真：0553-5312 688

网址：[www.ah-xinlong.com](http://www.ah-xinlong.com)

售后服务热线：0553-5719 616 400-1020 888

Add: No. 118, Jiuhua RD (N), Wuhu, Anhui Province

P.C.: 241008

Tel: +86-533-5772 678

Fax: +86-533-5312 688

[Http://www.ah-xinlong.com](http://www.ah-xinlong.com)

After-sales service hot line: +86-533-5719 616 400-102-0888